

MHT

RANGE



Operator comfort

When it comes to ergonomics and visibility, the cab of your MHT will meet all your expectations.

- **Simple, ergonomic controls**
To make your working life easier, standard hydraulic functions are controlled using one hand with the JSM joystick.
- **Easy Step cab**
The cab with Easy Step makes it even easier to get in and out.

Control the machine remotely

The radio remote control (optional) gives you excellent visibility of your load. This unit will also allow you to use the machine in platform mode.

- **Choose your environment!**
Place the interchangeable "DSB" (Double Switch Buttons) in the desired position.
- **Rapid familiarization**
Large, intuitive 8" touchscreen, also usable via an additional navigation button. Also works with gloves!
- **On-screen dynamic load charts**
Monitor load position in real time.
- On-board diagnostic system.
- **JSM: Exclusive to Manitou**
the JSM® on a floating armrest allows you to control all movements with just one hand, safely and without fatigue.

Manitou is committed to reducing your total cost of ownership (TCO)

Throughout the project, we take into account your TCO in order to provide you with a optimised cost and high performance machine.

ECO-MODE

This feature significantly reduces fuel consumption during travel: the engine speed adjusts automatically to the transmission requirements

(standard on MHT 10200 and MHT 11250 only).

- **Reduction of consumption and noise on the worksite**
Reduction of in-cab noise and consumption, thanks to the new Stage 5 engine. Significant environmental impact.

- **Easier maintenance**
Easier access to maintenance components and hydraulic elements for reduced intervention time.
- **Optimized resale value**
The MHT range gives you a high resale value, thanks to its performance and the quality and service life of its components.
- **LED work lights and road lighting**
All the lighting is LED to increase the brightness and reduce electric consumption.

ECO-STOP

The ECOSTOP system, available as an option, restricts engine use, resulting in less wear and tear and reduced fuel consumption. The hour meter is based on the actual hours worked.



Protect operators and their environment

Manitou is committed to designing machines that ensure optimal safety for users.

- **Driver assistance system**
If the machine is used incorrectly, messages will appear on the screen. The operator can rapidly correct their driving without losing any time!
- **LOAD STATE MONITOR (CEC)**
Continuously analyzes the position of the load in the space and the working configuration of the machine. The system restricts the working area according to the attachment and the load handled.
- **Hydraulic movement speed settings**
On your MHT, you are able to define the maximum speed of your hydraulic movements according to your working environment.

Cameras

Rear and side cameras as standard (optional on the MHT 790) and available optionally at boom head, for safer maneuvering on worksites.

Simplified instructions for use
Familiarization videos
Reduce Risks helps you to use your machines safely



- **Automatic parking brake**
Fitted as standard, it makes maneuvering safe on any terrain.
- **Your predefined work area**
Set the maximum working height and outreach. View on the screen all the machine data relating to its stability and safety.



Protect your equipment and control access!

As an option, you can manage driving authorizations and control driver access to your machines. You ensure their safety inside and around the machine.

Connected solution

Track the position of your machine 24 hours a day in real time to optimize operational monitoring.


- **View in real time**
Manage your fleet remotely and take advantage of a wealth of information about your machines available on your computer, tablet or smartphone.
- **Anticipate maintenance**
Save time: share your alerts directly with the technician to anticipate parts and reduce response time.
- **Analyze performance**
View the performance of your machines in a graphical format that is easy to follow and interpret.

Working height:
from 7 to 11 m

Maximum capacity:
25,000 kg

Working outreach up to:
6 m

3 steering modes



2 STEERING WHEELS 4 STEERING WHEELS CRAB MODE

Automatic
wheel alignment

Oil-immersed multi-disc brakes inside the axles.

Easy access to main engine components

Engine block mounted on the right-hand side of the chassis for easy access from the ground. It is also possible to open the lower part of the engine cover (without removing it) for heavier maintenance jobs.

Cab
Complies with ROPS / FOPS level 2 safety regulations: resistant to rollovers and heavy falling objects.

Maximum productivity
thanks to the hydraulic system and the Load Sensing pump. This device regulates the flow of hydraulic oil according to the operator's requirements. It also reduces energy consumption and prolongs the service life of the components.

What is an MHT?

The Manitou Heavy Telescopic MHT machines were designed to handle heavy, bulky loads safely on all types of terrain. Combining performance and versatility, your MHT will increase your productivity on all your sites.

Easy, safe access to the main tanks
The fuel, urea and hydraulic oil tanks are easily accessible and clearly marked. An anti-vandalism cover to protect against theft.

Ergonomics and visibility
Comfortable, easy-access driver's cab: wide, non-slip steps, wide door for easy access, electric window.

Frame leveling
+/- 9°(10°)
(depending on model, except for MHT790)

Drive safely
Central differential locking system on the MHT 10200 and 11250, to get you out of any situation.


4 wheel drive and oscillating rear axle, ensuring optimum grip and stability.

2-speed hydrostatic transmission

The hydrostatic transmission, linked to a two-speed gearbox, allows you to adapt the moving speed and the traction force. It ensures accurate, steady driving so that you can position your loads safely.

Inching as standard on all our MHT machines, allows you to speed up boom movements while gradually reducing the truck's travel speed.

GROUND CLEARANCE
41 to 47 cm





	MHT 790	MHT 10135	MHT 10160	MHT 10200	MHT 11250
Max. capacity	9000 kg	13500 kg	16000 kg	19999 kg	24999 kg
Max. lifting height	6.8 m	9.6 m	9.6 m	9.7 m	10.6 m
Max. outreach	3.7 m	5.2 m	5.2 m	5.4 m	6 m
Engine standard	Yanmar EU Stage V / US EPA Tier 4	Yanmar EU Stage V / US EPA Tier 4	Yanmar EU Stage V / US EPA Tier 4	Yanmar EU Stage V / US EPA Tier 4	Yanmar EU Stage V / US EPA Tier 4
IC engine power	143 hp/105 kW	173 hp/127 kW	173 hp/127 kW	211 hp/155 kW	211 hp/155 kW
Overall width	2.47 m	2.51 m	2.51 m	2.52 m	2.84 m
Overall height	2.50 m	2.99 m	2.99 m	2.97 m	3.03 m
Length to face of forks	5.21 m	6.15 m	6.15 m	6.70 m	7.12 m
Outer turning radius	4.89 m	5.37 m	5.37 m	5.75 m	5.50 m
Ground clearance	0.44 m	0.43 m	0.43 m	0.41 m	0.47 m
Frame leveling +/-	-	9	9	10	10
Weight	13160 kg	19900 kg	21500 kg	26850 kg	31610 kg

A comprehensive range of attachments adapted to the industrial and mining world

Manitou telehandlers are real tool-carriers and can be fitted with a wide range of attachments designed and approved by Manitou. Simply attach the one that fits your needs, and you can work safely.

Hydraulic floating fork positioners

Fork spacing adapts easily and rapidly to pallet dimensions. Sideshift also available.



Jibs with 1 or 3 hooks

With 3 offsets and 3 capacities, for maximum versatility when handling suspended loads.



Tire clamps - TH

Handling and fitting tires or wheels safely on mining and other vehicles. Capacity: up to 12,000 kg.



Tire clamps - CH

Handling of cylinders and other long and heavy metal items, for maximum precision and safety. Capacity: up to 10,000 kg.



Pipe clamps - CH

Handling pipes, usable as a forks carriage for more versatility.



Platform baskets

Ultra-reinforced platform, suitable for mining operations and other demanding applications, capable of withstanding an impact of 3,000 kg.



Our machines can also be fitted with winches up to 25 metric tons capacity, extendable platforms and buckets for light materials. More information on manitou.com.

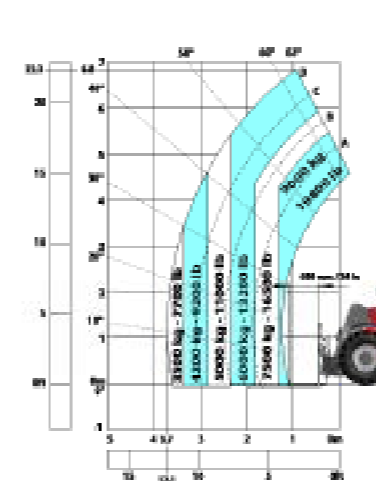


The MHT range (except for the MHT 790) is fitted as standard with the attachment recognition system **E-RECO**. It detects and analyses the attachment at the head of the boom and directly proposes the corresponding work configuration, helping you to **optimize the machine's working parameters**.

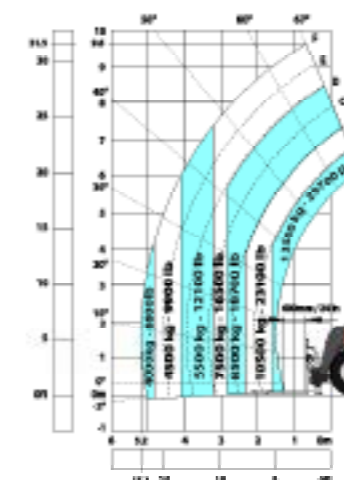
A simple, tested and validated coupling system

Thanks to the Manitou coupling system, fitted on all our telehandlers since 1981, you can change your attachment easily in a few seconds and transform your MHT into a real tool-carrier.

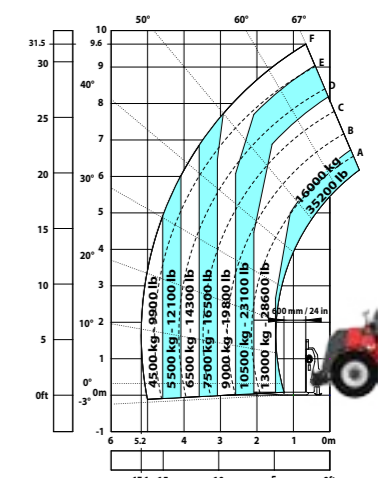
MHT 790



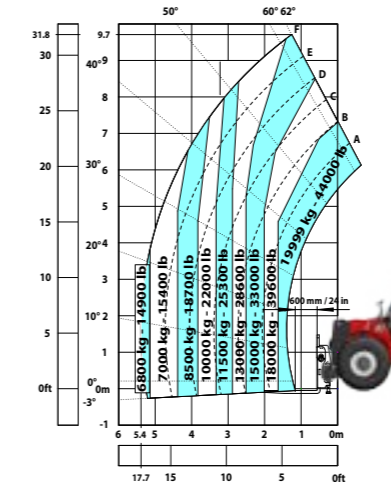
MHT 10135



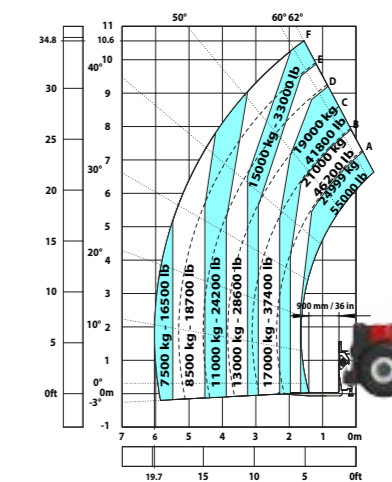
MHT 10160



MHT 10200



MHT 11250



A tailor-made solution adapted to your needs

Discover a wide range of options. To access all the options, ask your Manitou contact for advice.

Clamp controls

To control the various hydraulic functions of the clamps, the machine has a dedicated option from both the cab and remotely, via the radio remote control.

Quick Lift

An intelligent hydraulic solution, which automatically allows two simultaneous movements (raising/lowering + extension/retraction) to facilitate repetitive movements.

Pneumatic seat

Makes the working day more comfortable, even on rough terrain.

Electric heated rear-view mirrors (L/R)

A high degree of comfort to benefit from always optimal visibility.



As fleet managers, we accurately measure the TCO and profitability of our equipment. We look for safe, versatile machines, which meet the space constraints of the construction sector.

Your dealer



Scan to find more information on manitou.com



This publication provides a description of the configuration versions and options for Manitou products, which may differ by equipment. The equipment presented in this brochure may be part of a series, as an option, or it may not be available, depending on the versions. Manitou reserves the right, at any time and without notice, to amend the specifications described and represented. The specifications provided do not bind the manufacturer. For more details, please contact your Manitou agent. This is not a contractually binding document. Non-contractual presentation and product visuals. The logos, as well as the visual identity of the company, are owned by Manitou and cannot be used without authorization. All rights reserved. The photos and diagrams contained in this brochure are only provided for consultation and information purposes. Manitou BF SA - Limited company with board of directors - Share capital: 39,547,824 euros - 857 802 508 RCS Nantes

©Manitou ©Adobe stock