



MANITOU
GROUP

ATTACHMENT CATALOGUE

COMPLETE

December 6, 2023

MANITOU
GROUP | ATTACHMENTS

SET THE WORLD IN MOTION

Founded over 60 years ago by the Braud family, the Manitou Group now operates worldwide. A world-leader in all-terrain material handling, the Group designs, manufactures, distributes and services equipment for construction, agriculture and industries.

The Group's product ranges include: all-terrain fixed, rotating and heavyload telehandlers; all-terrain, semi-industrial and industrial masted forklift trucks; wheel or track skid-steer loaders; articulated loaders; access platforms; truck-mounted forklifts; warehousing equipment; and attachments.

Through its iconic brands - Manitou, Gehl- and its worldwide network of 1,050 dealers, the Group offers the best solutions to create optimum value for its customers.

Headquartered in France, the Group registered a revenue in 2021 of 1.9 billion euros in 140 countries and employs 4,500 people, all strongly focused on satisfying customers.



2 brands

distributed by 1050 dealers in 140 countries



- 32 subsidiaries
- 10 production sites
- 4,500 employees worldwide
- 64% of the share capital held by the founding families
- 82% of revenue comes from international sales
- 1.9 billion euros of turnover in 2021



MANITOU is pleased to present you this new version of its attachment catalogue. It will give you a complete view on the wide variety of original, homologated attachments marketed by Manitou for its telehandlers and forklift trucks.

Being simultaneously a producer of telehandlers and a producer of attachments, Manitou has the technical knowledge, the practical experience and the required facilities to control and ensure perfect efficiency of each attachment + machine pairing.

Manitou applies a demanding internal procedure that leads to the homologation of each attachment + machine pairing. This unique procedure brings guaranteed safety and unbeatable efficiency. Choosing a homologated original Manitou attachment and respecting Manitou's compatibilities, you can be sure you'll get the best of your machine, making no compromise with safety and staying in line with the European regulation.

We trust you'll find everything you need in this catalogue. Should you need something we haven't added to our offer yet, do contact your nearest Manitou dealer: our special solution department will certainly be able to craft the right tailor-made solution for you!

All attachments capacities given in this document are nominal capacities:

- Bucket capacities are calculated according to the ISO 7546 norm: they correspond to the heaped bucket capacity in m³ calculated according to the norm
- Grab bucket capacities given are total capacities with closed grab (in m³)
- Concrete mixing bucket, silage facing bucket, feeding bucket, shear grab & shear bucket as well as concrete & crane skip capacities are given in l and calculated to guarantee a good efficiency of all functions (no struck capacities)
- Sweeper capacities are max. dirt container capacities
- Platform capacities are given in kg INCLUDING 2 or 3 people (according to platform type)
- All other capacities are SWL (Safe Working Load) - in kg
- All compatibilities are given for the machines available for sales when this guide was issued. For machines produced earlier please contact your Manitou dealer.

Compatibility

Having legibility in mind we have simplified the list of machines in this guide. It should be read as follows:


- All compatibilities are given for the machines present in Manitou's offer on the guide's issuing day.
- For older machines please contact your Manitou dealer.

Material densities weights

Material	kg/m ³	Material	kg/m ³
Apples	525	Manure (farmyard)	922
Ashes	604	Nitrate fertiliser	1250
Barley	600	Oats	415
Beet pulp (nuts)	604	Onions	556
Beet pulp (pressed)	906	Peat (dry)	400
Brewers grain	1110	Petroleum coke	680
Brick aggregate	1828	Potatoes	699
Carrots	636	Refuse (town)	318
Cement (Portland)	1440	Rubble	1047
Cement (natural)	874	Sand (dry)	1550
Chalk	795	Sand (wet)	1890
Clay (fine)	2080	Sawdust	238
Clay (wet)	1680	Silage (ensile)	747
Coal (anthracite)	1046	Silage (green)	349
Coal (bituminous)	765	Slurry	1780
Coke (loose)	570	Snow (fresh)	200
Earth (dry)	1150	Snow (wet)	400
Fertiliser (mixed)	1030	Sodium chloride (dry salt)	1300
Flour	445	Straw (high density bale)	254
Gravel (dry)	1650	Sugar beet	530
Hay (normal density bale)	190	Turnips	540
Lime (quick)	881	Wheat	730
Limestone (crushed)	1530		

PLATFORM

Range



234 Aerial Jib 1

236 Aerial Jib 2

238 Alureach Platform

240 Asbestos Platform **NEW**

242 Deep Extensible Platform

244 Extensible Platform

247 Fast Opening Platform

252 Fixed Slewing Roofer Platform

254 Platform

258 Platform with dismountable fops roof

260 Platform with Winch

263 Raised Extensible Platform

265 Roofer Platform


268 System 3D




AERIAL JIB 1



- 90° rotation on both sides of the basket.
- Basket width: 2690mm.
- Legally approved for 3 persons.
- Telescopic boom (1630 mm).
- Maximum safety in people lifting.
- Positive work area for applications.
- Wide basket and substantial basket capacity.



	PAJ1 2500 / 300
Number of people	3
Capacity including people (kg)	300
Overall weight (kg)	930
Overall height (mm)	1995
Overall length (mm)	4432
Width (mm)	2690
Machine Equipment	
Rotation 1 (°)	90
Rotation 2 (°)	90

Machines compatibility	
Reference number E-RECO	52719268
MRT 1645 75	X
MRT 1645 115	X
MRT 1845 75	X
MRT 1845 115	X
MRT 2145 115	X
MRT 2260	X
MRT 2260 e	X
MRT 2545 115	X
MRT 2570	X
MRT 2660	X
MRT 2660 e	X
MRT 3060	X
MRT 3570	X
MRT 3570 ES	X
MRT-X 1645	X
MRT-X 1845	X
MRT-X 2145	X
MRT-X 2260	X
MRT-X 2545	X
MRT-X 2570	X
MRT-X 2660	X
MRT-X 3060	X
MRT-X 3570	X
MRT-X 3570 ES	X




MANDATORY MACHINE EQUIPMENT:  + 



AERIAL JIB 2



- 344° total boom rotation of the attachment.
- Basket width: 1200 mm x depth 800 mm.
- Legally approved for 2 persons.
- Wide stand for maximum stability during positive/negative position switch.
- Telescopic boom (2300 mm).
- Maximum safety in people.
- Positive work area (+ 9.3 m).
- Negative work area (- 6.4 m).
- Forward reach work area (+ 6.81 m).

PAJ2 1200 / 200	
Distance to center of gravity (mm)	1358
Number of people	2
Capacity including people (kg)	200
Overall weight (kg)	1200
Overall height (mm)	2823
Overall length (mm)	4471
Width (mm)	1200
Depth (mm)	800
Machine Equipment	 +  + 
Rotation 1 (°)	172
Rotation 2 (°)	172

Machines compatibility	
Reference number E-RECO	52719269
MRT 1645 75	X
MRT 1645 115	X
MRT 1845 75	X
MRT 1845 115	X
MRT 2145 115	X
MRT 2260	X
MRT 2260 e	X
MRT 2545 115	X
MRT 2570	X
MRT 2660	X
MRT 2660 e	X
MRT 3060	X
MRT 3570	X
MRT 3570 ES	X
MRT-X 1645	X
MRT-X 1845	X
MRT-X 2145	X
MRT-X 2260	X
MRT-X 2545	X
MRT-X 2570	X
MRT-X 2660	X
MRT-X 3060	X
MRT-X 3570	X
MRT-X 3570 ES	X

MANDATORY MACHINE EQUIPMENT:  +  + 



ALUREACH PLATFORM





- Basket 100 % made of aluminium (rotation: steel).
- EN 280-compliant : handrails for passengers, harness locking points etc.
- 3 sliding bar entries (1 front, 1 left, 1 right).
- Easy folding/unfolding, can be unfolded on 1 side only.

[The 3D picture at the top of this page is the reference PSE 4200 / 365 ALU - 939445].

- + 1 m forward reach vs steel version (PSE 4400/365).
- 150 kg lighter than steel.
- Gain in efficiency, do more from 1 machine position.
- Safety without compromise.
- Easy access from each side of the basket, even when folded.
- Perfect adaptation to working conditions.



	PSE 4200 / 365 ALU
Distance to center of gravity (mm)	1144
Number of people	3
Capacity including people (kg)	365
Overall weight (kg)	500
Overall height (mm)	1252
Overall length (mm)	2311
Width minimum (mm)	2340
Width maximum (mm)	4150
Depth (mm)	1260
Machine Equipment	 + 
Rotation 1 (°)	90
Rotation 2 (°)	90

Machines compatibility	
Reference number E-RECO	939445
MRT 2260	X
MRT 2570	X
MRT 2660	X
MRT 3060	X
MRT 3570	X
MRT 3570 ES	X
MRT-X 2260	X
MRT-X 2570	X
MRT-X 2660	X
MRT-X 3060	X
MRT-X 3570	X
MRT-X 3570 ES	X
Reference number E-RECO 2	52719247
MRT 2260	X
MRT 2260 e	X
MRT 2570	X
MRT 2660	X
MRT 2660 e	X
MRT 3060	X
MRT 3570	X
MRT 3570 ES	X
MRT-X 2260	X
MRT-X 2570	X
MRT-X 2660	X
MRT-X 3060	X
MRT-X 3570	X
MRT-X 3570 ES	X

MANDATORY MACHINE EQUIPMENT:  + 




NEW

ASBESTOS PLATFORM



- Up to 1000 Kg capacity, of which 500 Kg can be applied of the overhanging part.
- 90° rotation on both sides.
- Works open when operators in safe zone wearing connected harness and pressing the presence.
- Legally approved for 2 persons.
- Overload sensor.
- Works with a remote control.
- Easy removal tiles of asbestos from the roof.
- Easy-in basket tiles storage with removable bars.
- Wide front opening to excellent roof access.
- Heavy duty galvanised structure for an improved longevity.
- Non-slip metal flooring.

PSR 3300 / 1000 F	
Distance to center of gravity (mm)	1314
Number of people	2
Capacity including people (kg)	1000
Overall weight (kg)	1200
Overall height (mm)	1380
Width (mm)	3508
Depth (mm)	1198
Machine Equipment	
Rotation 1 (°)	90
Rotation 2 (°)	90

Machines compatibility	
Reference number E-RECO	52719267
MRT 2260	X
MRT 2260 e	X
MRT 2570	X
MRT 2660	X
MRT 2660 e	X
MRT 3060	X
MRT 3570	X
MRT 3570 ES	X

MANDATORY MACHINE EQUIPMENT:  + 







DEEP EXTENSIBLE PLATFORM



- 2m deep platform to facilitate the handling of bulky loads in the platform.
- Interesting for asbestos removal and 2nd fix applications- easy access & significant space to place tiles.




	NAC 2 2.5 / 4m 1000kg	ORH 2 2.5 / 4m 700kg	PFE 4000 / 1000 FD	PSE 4000 / 700 FD
Number of people	3	3	3	3
Capacity including people (kg)	1000	700	1000	700
Overall weight (kg)	1000	1300	1000	1300
Overall height (mm)	1290	1290	1669	1669
Overall length (mm)	2615	2855	2615	2855
Width minimum (mm)	2500	2500	2500	2500
Width maximum (mm)	4046	4046	4000	4046
Depth (mm)	1920	1920	1920	1920
Machine Equipment				
Rotation 1 (°)	-	40	-	40
Rotation 2 (°)	-	40	-	40
Working outreach (mm)	2000	2000	2000	2000

Machines compatibility







Reference number E-RECO	921355	921358	52719265	52719266
MRT 1645 75	X	X	X	X
MRT 1645 115	X	X	X	X
MRT 1845 75	X	X	X	X
MRT 1845 115	X	X	X	X
MRT 2145 115	X	X	X	X
MRT 2260	X	X	X	X
MRT 2260 e	-	-	X	X
MRT 2545 115	X	X	X	X
MRT 2570	X	X	X	X
MRT 2660	X	X	X	X
MRT 2660 e	-	-	X	X
MRT 3060	X	X	X	X
MRT 3570	X	X	X	X
MRT 3570 ES	X	X	X	X
MRT-X 1645	X	X	X	X
MRT-X 1845	X	X	X	X
MRT-X 2145	X	X	X	X
MRT-X 2260	X	X	X	X
MRT-X 2545	X	X	X	X
MRT-X 2570	X	X	X	X
MRT-X 2660	X	X	X	X
MRT-X 3060	X	X	X	X
MRT-X 3570	X	X	X	X
MRT-X 3570 ES	X	X	X	X



EXTENSIBLE PLATFORM



- Capacity from 365 to 1000 kg.
- Slewing platform +/- 90° on both sides.
- Legally approved for 3 persons.
- Accessible from 3 sides.
- Overload sensor.
- Flexibility for people lifting applications.
- 2 different working widths available.
- Heavy duty and galvanized structure for an improved longevity.
- Non-slip metal floor.
- Expandable sides are independent.
- Fork sleeves for yard handling.

	NAC 2.45 / 5m 365 kg	NAC 2.45 / 5m 1000 kg	NAC 2.45 / 6m 365 kg	PSE 5000 / 365 D 3P	PSE 5000 / 1000 D 3P	PSE 6000 / 365 D 3P
Distance to center of gravity (mm)	1150	1150	1250	1101	1150	1250
Number of people	3	3	3	3	3	3
Capacity including people (kg)	365	1000	365	365	1000	365
Overall weight (kg)	1020	1020	1090	1020	1020	1090
Overall height (mm)	1289	1289	1307	1629	1629	1639
Overall length (mm)	2302	2302	2293	2302	2302	2293
Width minimum (mm)	2451	2451	2451	2451	2451	2451
Width maximum (mm)	4999	4999	5999	4999	4999	5999
Depth (mm)	1120	1120	1120	1120	1120	1120
Machine Equipment						
Rotation 1 (°)	90	90	90	90	90	90
Rotation 2 (°)	90	90	90	90	90	90

Machines compatibility

Reference number	-	788786	788784	-	-	-
MT 1335 HA 75D ST5	-	-	X	-	-	-
MT 1335 HA 100D ST5	-	-	X	-	-	-
MT 1440 A	-	X	X	-	-	-
MT 1440 HA	-	X	X	-	-	-
MT 1840 A	-	X	X	-	-	-
MT 1840 HA	-	X	X	-	-	-
MT-X 1440 A	-	X	X	-	-	-
MT-X 1840 A	-	X	X	-	-	-
Reference number E-RECO	921309	921308	921310	52719253	52719254	52719255
MRT 1645 75	X	X	X	X	X	X
MRT 1645 115	X	X	X	X	X	X
MRT 1845 75	X	X	X	X	X	X
MRT 1845 115	X	X	X	X	X	X
MRT 2145 115	X	X	X	X	X	X
MRT 2260	X	X	X	X	X	X
MRT 2260 e	-	-	-	X	X	X
MRT 2545 115	X	X	X	X	X	X
MRT 2570	X	X	X	X	X	X
MRT 2660	X	X	X	X	X	X
MRT 2660 e	-	-	-	X	X	X
MRT 3060	X	X	X	X	X	X
MRT 3570	X	X	X	X	X	X
MRT 3570 ES	X	X	X	X	X	X
MRT-X 1645	X	X	X	-	X	X
MRT-X 1845	X	X	X	X	X	X
MRT-X 2145	X	X	X	-	X	X
MRT-X 2260	X	X	X	X	X	X
MRT-X 2545	X	X	X	X	X	X


NAC 2.45 / 5m 365 kg	NAC 2.45 / 5m 1000 kg	NAC 2.45 / 6m 365 kg	PSE 5000 / 365 D 3P	PSE 5000 / 1000 D 3P	PSE 6000 / 365 D 3P
-------------------------	--------------------------	-------------------------	------------------------	-------------------------	------------------------

Machines compatibility						
MRT-X 2570	X	X	X	X	X	X
MRT-X 2660	X	X	X	X	X	X
MRT-X 3060	X	X	X	X	X	X
MRT-X 3570	X	X	X	X	X	X
MRT-X 3570 ES	X	X	X	X	X	X
Reference number E-RECO 2	-	-	-	-	52719670	-
MRT 1645 75	-	-	-	-	X	-
MRT 1645 115	-	-	-	-	X	-
MRT 1845 75	-	-	-	-	X	-
MRT 1845 115	-	-	-	-	X	-
MRT 2145 115	-	-	-	-	X	-
MRT 2260	-	-	-	-	X	-
MRT 2260 e	-	-	-	-	X	-
MRT 2545 115	-	-	-	-	X	-
MRT 2570	-	-	-	-	X	-
MRT 2660	-	-	-	-	X	-
MRT 2660 e	-	-	-	-	X	-
MRT 3060	-	-	-	-	X	-
MRT 3570	-	-	-	-	X	-
MRT 3570 ES	-	-	-	-	X	-
MRT-X 1645	-	-	-	-	X	-
MRT-X 1845	-	-	-	-	X	-
MRT-X 2145	-	-	-	-	X	-
MRT-X 2260	-	-	-	-	X	-
MRT-X 2545	-	-	-	-	X	-
MRT-X 2570	-	-	-	-	X	-
MRT-X 2660	-	-	-	-	X	-
MRT-X 3060	-	-	-	-	X	-
MRT-X 3570	-	-	-	-	X	-
MRT-X 3570 ES	-	-	-	-	X	-

MANDATORY MACHINE EQUIPMENT:  + 








FAST OPENING PLATFORM



- Capacity 365/1000/700 kg including 3 people.
- Unfolded working width 4,4 m.
- Slewing platform +/- 90° on both sides.
- Legally approved for 3 persons.
- Accessible from 3 sides (2x Side + 1 front).
- version "D": right access with side door.
- version "DD": front and right access with side door.
- Overload sensor.
- Fork sleeves: 238 mm x 100 mm.
- Flexibility on aerial working situations.
- User-friendly opening system, complete opening/closing within 50 seconds.
- Heavy duty, galvanized structure for an improved longevity.
- Non-slip metal floor.
- Expandable sides are independent.
- Fork sleeves for yard handling.



	PSE 4400 / 365	PSE 4400 / 365 (MRT)	PSE 4400 / 365 D	PSE 4400 / 365 D (MRT)	PSE 4400 / 365 DD
Distance to center of gravity (mm)	1187	1297	1297	1297	1187
Number of people	3	3	3	3	3
Capacity including people (kg)	365	365	365	365	365
Overall weight (kg)	650	670	670	670	690
Overall height (mm)	1300	1300	1300	1300	1312
Overall length (mm)	2430	2430	2430	2430	2261
Width minimum (mm)	2281	2281	2282	2282	2282
Width maximum (mm)	4388	4388	4388	4388	4348
Depth (mm)	1150	1150	1150	1150	1150
Machine Equipment					
Rotation 1 (°)	90	90	90	90	90
Rotation 2 (°)	90	90	90	90	90

Machines compatibility

Reference number	-	-	939021	-	53012073
MT 1335 HA 75D ST5	-	-	X	-	X
MT 1335 HA 100D ST5	-	-	X	-	X
MT 1440 A	-	-	X	-	X
MT 1440 HA	-	-	X	-	X
MT 1840 A	-	-	X	-	X
MT 1840 HA	-	-	X	-	X
MT-X 1440 A	-	-	X	-	X
MT-X 1840 A	-	-	X	-	X
Reference number E-RECO	914500	52719248	939750	52686224	53012074
MRT 1645 75	X	X	X	X	X
MRT 1645 115	X	X	X	X	X
MRT 1845 75	X	X	X	X	X
MRT 1845 115	X	X	X	X	X
MRT 2145 115	X	X	X	X	X
MRT 2260	X	X	X	X	X
MRT 2260 e	-	X	-	X	-
MRT 2545 115	X	X	X	X	X
MRT 2570	X	X	X	X	X
MRT 2660	X	X	X	X	X
MRT 2660 e	-	X	-	X	-
MRT 3060	X	X	X	X	X
MRT 3570	X	X	X	X	X
MRT 3570 ES	X	X	X	X	X
MRT-X 1645	X	X	X	X	X
MRT-X 1845	X	X	X	X	X
MRT-X 2145	X	X	X	X	X
MRT-X 2260	X	X	X	X	X
MRT-X 2545	X	X	X	X	X

PSE 4400 / 365

PSE 4400 / 365 (MRT)

PSE 4400 / 365 D






PSE 4400 / 365 D (MRT)

PSE 4400 / 365 DD

Machines compatibility

	PSE 4400 / 365	PSE 4400 / 365 (MRT)	PSE 4400 / 365 D	PSE 4400 / 365 D (MRT)	PSE 4400 / 365 DD
MRT-X 2570	X	X	X	X	X
MRT-X 2660	X	X	X	X	X
MRT-X 3060	X	X	X	X	X
MRT-X 3570	X	X	X	X	X
MRT-X 3570 ES	X	X	X	X	X
Reference number E-RECO 2	939241	52719665	-	-	-
MRT 1645 75	-	X	-	-	-
MRT 1645 115	-	X	-	-	-
MRT 1845 75	-	X	-	-	-
MRT 1845 115	-	X	-	-	-
MRT 2145 115	-	X	-	-	-
MRT 2260	-	X	-	-	-
MRT 2260 e	-	X	-	-	-
MRT 2545 115	-	X	-	-	-
MRT 2570	-	X	-	-	-
MRT 2660	-	X	-	-	-
MRT 2660 e	-	X	-	-	-
MRT 3060	-	X	-	-	-
MRT 3570	-	X	-	-	-
MRT 3570 ES	-	X	-	-	-
MRT-X 1645	-	X	-	-	-
MRT-X 1845	-	X	-	-	-
MRT-X 2145	-	X	-	-	-
MRT-X 2260	-	X	-	-	-
MRT-X 2545	-	X	-	-	-
MRT-X 2570	-	X	-	-	-
MRT-X 2660	-	X	-	-	-
MRT-X 3060	-	X	-	-	-
MRT-X 3570	-	X	-	-	-
MRT-X 3570 ES	-	X	-	-	-

MANDATORY MACHINE EQUIPMENT:  + 

	PSE 4400 / 365 DD (MRT)	PSE 4400 / 700 D	PSE 4400 / 700 D (MRT)	PSE 4400 / 1000 D	PSE 4400 / 1000 D (MRT)
Distance to center of gravity (mm)	1383	1187	1187	1187	1187
Number of people	3	3	3	3	3
Capacity including people (kg)	365	700	700	1000	1000
Overall weight (kg)	690	1030	1030	1030	1030
Overall height (mm)	1312	1312	1312	1312	1312
Overall length (mm)	2261	2261	2261	2261	2261
Width minimum (mm)	2282	2282	2282	2282	2282
Width maximum (mm)	4348	4348	4348	4348	4348
Depth (mm)	1150	1150	1150	1150	1150
Machine Equipment					
Rotation 1 (°)	90	90	90	90	90
Rotation 2 (°)	90	90	90	90	90

Machines compatibility					
Reference number	-	939023	-	939022	-
MT 1335 HA 75D ST5	-	X	-	-	-
MT 1335 HA 100D ST5	-	X	-	-	-
MT 1440 A	-	X	-	X	-
MT 1440 HA	-	X	-	X	-
MT 1840 A	-	X	-	X	-
MT 1840 HA	-	X	-	X	-
MT-X 1440 A	-	X	-	X	-
MT-X 1840 A	-	X	-	X	-
Reference number E-RECO	52719250	939020	52719251	939500	52619610
MRT 1645 75	X	X	X	X	X
MRT 1645 115	X	X	X	X	X
MRT 1845 75	X	X	X	X	X
MRT 1845 115	X	X	X	X	X
MRT 2145 115	X	X	X	X	X
MRT 2260	X	X	X	X	X
MRT 2260 e	X	-	X	-	X
MRT 2545 115	X	X	X	X	X
MRT 2570	X	X	X	X	X
MRT 2660	X	X	X	X	X
MRT 2660 e	X	-	X	-	X
MRT 3060	X	X	X	X	X
MRT 3570	X	X	X	X	X
MRT 3570 ES	X	X	X	X	X
MRT-X 1645	X	X	X	X	X
MRT-X 1845	X	X	X	X	X
MRT-X 2145	X	X	X	X	X
MRT-X 2260	X	X	X	X	X
MRT-X 2545	X	X	X	X	X


PSE 4400 / 365 DD (MRT)	PSE 4400 / 700 D	PSE 4400 / 700 D (MRT)	PSE 4400 / 1000 D	PSE 4400 / 1000 D (MRT)
-------------------------	------------------	------------------------	-------------------	-------------------------

Machines compatibility					
MRT-X 2570	X	X	X	X	X
MRT-X 2660	X	X	X	X	X
MRT-X 3060	X	X	X	X	X
MRT-X 3570	X	X	X	X	X
MRT-X 3570 ES	X	X	X	X	X
Reference number E-RECO 2	-	-	52719668	939242	52719669
MRT 1645 75	-	-	X	-	X
MRT 1645 115	-	-	X	-	X
MRT 1845 75	-	-	X	-	X
MRT 1845 115	-	-	X	-	X
MRT 2145 115	-	-	X	-	X
MRT 2260	-	-	X	-	X
MRT 2260 e	-	-	X	-	X
MRT 2545 115	-	-	X	-	X
MRT 2570	-	-	X	-	X
MRT 2660	-	-	X	-	X
MRT 2660 e	-	-	X	-	X
MRT 3060	-	-	X	-	X
MRT 3570	-	-	X	-	X
MRT 3570 ES	-	-	X	-	X
MRT-X 1645	-	-	X	-	X
MRT-X 1845	-	-	X	-	X
MRT-X 2145	-	-	X	-	X
MRT-X 2260	-	-	X	-	X
MRT-X 2545	-	-	X	-	X
MRT-X 2570	-	-	X	-	X
MRT-X 2660	-	-	X	-	X
MRT-X 3060	-	-	X	-	X
MRT-X 3570	-	-	X	-	X
MRT-X 3570 ES	-	-	X	-	X

MANDATORY MACHINE EQUIPMENT:  + 





FIXED SLEWING ROOFER PLATFORM



- Total capacity 1000 kg, of which 400 kg can be applied of the overhanging part.
- Slewing platform +/- 90° on both sides.
- Legally approved for 3 persons.
- Presence sensors forbidding any movement after door opening.
- Overload sensor.
- Physical sensors allowing door opening only if roof contact.

[The 3D picture at the top of this page is the reference NC 2.3 x 1.2 - 923323].

- Cutting edge platforms designed for roof work.
- Secured platform.
- Non-slip metal flooring.
- Heavy duty and galvanised structure for an improved longevity.
- Platform 2,3x1.2: possibility to load a Euro pallet.

	NC 2.3 x 1.2	PSR 2300 / 1000F 3P
Distance to center of gravity (mm)	1300	1300
Number of people	3	3
Capacity including people (kg)	1000	1000
Overall weight (kg)	945	945
Overall height (mm)	1307	1307
Overall length (mm)	2430	2430
Width (mm)	2404	2404
Depth (mm)	1120	1120
Machine Equipment		
Rotation 1 (°)	90	90
Rotation 2 (°)	90	90

Machines compatibility

Reference number E-RECO	923323	52719261
MRT 1645 75	X	X
MRT 1645 115	X	X
MRT 1845 75	X	X
MRT 1845 115	X	X
MRT 2145 115	X	X
MRT 2260	X	X
MRT 2260 e	-	X
MRT 2545 115	X	X
MRT 2570	X	X
MRT 2660	X	X
MRT 2660 e	-	X
MRT 3060	X	X
MRT 3570	X	X
MRT 3570 ES	X	X
MRT-X 1645	X	X
MRT-X 1845	X	X
MRT-X 2145	X	X
MRT-X 2260	X	X
MRT-X 2545	X	X
MRT-X 2570	X	X
MRT-X 2660	X	X
MRT-X 3060	X	X
MRT-X 3570	X	X
MRT-X 3570 ES	X	X

MANDATORY MACHINE EQUIPMENT:  + 




PLATFORM










- Capacity 200 kg or 365 kg.
- Slewing platform +/- 90° on both sides or fixed.
- Legally approved for 3 people (platform capacity includes 3 people).
- Overload (365 kg only) and presence sensor.
- Painted platform.
- Non-slip metal floor.
- Fork sleeves: 238 mm x 100 mm.
- E-Reco 2 - 52719658 : Version dedicated to North American & Australian/NZ markets

- Uncompromized safety in people lifting applications.
- Simple and efficient platform.
- Cost efficient solution for people lifting.
- Safety: hand rail all around the platform.
- Access from both sides for higher flexibility.
- Fork sleeves for yard handling.

[The 3D picture at the top of this page is the reference NAC 2M - 788782].



	NAC 2M	NAC 1.2 x 0.8 M	ORH	PF 1200 / 200 2P	PF 2000 / 365 3P	PF 2000 / 365	PS 2000 / 365 3P
Distance to center of gravity (mm)	700	407	1203	407	700	646	1203
Number of people	3	2	3	2	3	3	3
Capacity including people (kg)	365	200	365	200	365	365	365
Overall weight (kg)	404	165	570	165	393	409	570
Overall height (mm)	1292	1240	1292	1240	1631	1631	1319
Overall length (mm)	1812	1095	2490	1173	1812	1755	2490
Width (mm)	2190	1391	2130	1391	2190	2190	2190
Depth (mm)	1150	740	1150	740	1150	1150	1150
Machine Equipment							
Rotation 1 (°)	-	-	90	-	-	-	90
Rotation 2 (°)	-	-	90	-	-	-	90

Machines compatibility

Reference number	788782	939382	-	-	-	-	-
MT 625 HA	X	X	-	-	-	-	-
MT 930 HA	X	X	-	-	-	-	-
MT 1335 HA 100D ST5	X	-	-	-	-	-	-
MT 1440 A	X	-	-	-	-	-	-
MT 1440 HA	X	-	-	-	-	-	-
MT 1840 A	X	-	-	-	-	-	-
MT 1840 HA	X	-	-	-	-	-	-
MT-X 1440 A	X	-	-	-	-	-	-
MT-X 1840 A	X	-	-	-	-	-	-
Reference number E-RECO	921296	923345	921304	52719244	52719245	52727780	52719246
MHT 790 ST5	-	-	-	-	X	-	-
MHT 10135 ST5	-	-	-	-	-	X	-
MHT 10160 ST5	-	-	-	-	-	X	-
MHT 10200 ST5	-	-	-	-	-	X	-
MHT 11250 ST5	-	-	-	-	-	X	-
MHT-X 790 ST3A	-	-	-	-	X	-	-
MHT-X 10135 ST3A	-	-	-	-	-	X	-
MHT-X 10160 ST3A	-	-	-	-	-	X	-
MHT-X 10200 ST3A	-	-	-	-	-	X	-
MHT-X 11250 ST3A	-	-	-	-	-	X	-
MRT 1645 75	-	-	X	-	X	-	X
MRT 1645 115	-	-	X	-	X	-	X
MRT 1845 75	-	-	X	-	X	-	X
MRT 1845 115	-	-	X	-	X	-	X
MRT 2145 115	-	-	X	-	X	-	X
MRT 2260	-	X	X	X	X	-	X
MRT 2260 e	-	-	-	X	X	-	X
MRT 2545 115	-	-	X	-	X	-	X
MRT 2570	-	X	X	X	X	-	X

NAC 2M	NAC 1.2 x 0.8 M	ORH	PF 1200 / 200 2P	PF 2000 / 365 3P	PF 2000 / 365	PS 2000 / 365 3P
--------	-----------------	-----	------------------	------------------	---------------	------------------

Machines compatibility							
MRT 2660	-	X	X	X	X	-	X
MRT 2660 e	-	-	-	X	X	-	X
MRT 3060	-	X	X	X	X	-	X
MRT 3570	-	X	X	X	X	-	X
MRT 3570 ES	-	X	X	X	X	-	X
MRT-X 1645	-	-	X	-	X	-	X
MRT-X 1845	-	-	X	-	X	-	X
MRT-X 2145	-	-	X	-	X	-	X
MRT-X 2260	-	X	X	X	X	-	X
MRT-X 2545	-	-	X	-	X	-	X
MRT-X 2570	-	X	X	X	X	-	X
MRT-X 2660	-	X	X	X	X	-	X
MRT-X 3060	-	X	X	X	X	-	X
MRT-X 3570	-	X	X	X	X	-	X
MRT-X 3570 ES	-	X	X	X	X	-	X
Reference number E-RECO 2	939240	-	-	-	52719658	52747069	-
MHT 790 ST5	-	-	-	-	X	-	-
MHT 10135 ST5	-	-	-	-	-	X	-
MHT 10160 ST5	-	-	-	-	-	X	-
MHT 10200 ST5	-	-	-	-	-	X	-
MHT 11250 ST5	-	-	-	-	-	X	-
MHT-X 790 Mining	-	-	-	-	X	-	-
MHT-X 790 ST3A	-	-	-	-	X	-	-
MHT-X 10135 ST3A	-	-	-	-	-	X	-
MHT-X 10160 ST3A	-	-	-	-	-	X	-
MHT-X 10200 ST3A	-	-	-	-	-	X	-
MHT-X 11250 ST3A	-	-	-	-	-	X	-
MRT 1645 75	-	-	-	-	X	-	-
MRT 1645 115	-	-	-	-	X	-	-
MRT 1845 75	-	-	-	-	X	-	-
MRT 1845 115	-	-	-	-	X	-	-
MRT 2145 115	-	-	-	-	X	-	-
MRT 2260	-	-	-	-	X	-	-
MRT 2260 e	-	-	-	-	X	-	-
MRT 2545 115	-	-	-	-	X	-	-
MRT 2570	-	-	-	-	X	-	-
MRT 2660	-	-	-	-	X	-	-
MRT 2660 e	-	-	-	-	X	-	-
MRT 3060	-	-	-	-	X	-	-
MRT 3570	-	-	-	-	X	-	-
MRT 3570 ES	-	-	-	-	X	-	-
MRT-X 1645	-	-	-	-	X	-	-
MRT-X 1845	-	-	-	-	X	-	-

NAC 2M	NAC 1.2 x 0.8 M	ORH	PF 1200 / 200 2P	PF 2000 / 365 3P	PF 2000 / 365	PS 2000 / 365 3P
--------	-----------------	-----	------------------	------------------	---------------	------------------


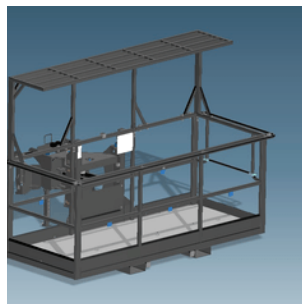

Machines compatibility							
MRT-X 2145	-	-	-	-	X	-	-
MRT-X 2260	-	-	-	-	X	-	-
MRT-X 2545	-	-	-	-	X	-	-
MRT-X 2570	-	-	-	-	X	-	-
MRT-X 2660	-	-	-	-	X	-	-
MRT-X 3060	-	-	-	-	X	-	-
MRT-X 3570	-	-	-	-	X	-	-
MRT-X 3570 ES	-	-	-	-	X	-	-





PLATFORM WITH DISMOUNTABLE FOPS ROOF



- Platform fitted with a protection roof designed according to FOPS-1 standard.
- Legally approved for 3 persons.
- Dismountable roof.
- 90°/90° rotation.
- 3m wide basket, non extendable.
- Fork sleeves: 238 mm x 100 mm.
- Access: sliding bar.
- Full safety in people lifting.
- Solution designed for tunneling/mining applications where operator protection is required.
- Dismountable roof the platform can be used for standard applications when protection is not required.
- Fork sleeves for yard handling.




	PST 3000 / 1000	RF/P 3x1.2m 1000kg
Number of people	3	3
Capacity including people (kg)	1000	1000
Overall weight (kg)	1105	1100
Overall height (mm)	2140	2140
Overall length (mm)	2375	2375
Width (mm)	3190	3190
Machine Equipment		
Rotation 1 (°)	90	90
Rotation 2 (°)	90	90

Machines compatibility		
Reference number E-RECO	52719263	921357
MRT 1645 75	X	X
MRT 1645 115	X	X
MRT 1845 75	X	X
MRT 1845 115	X	X
MRT 2145 115	X	X
MRT 2260	X	X
MRT 2260 e	X	-
MRT 2545 115	X	X
MRT 2570	X	X
MRT 2660	X	X
MRT 2660 e	X	-
MRT 3060	X	X
MRT 3570	X	X
MRT 3570 ES	X	X
MRT-X 1645	X	X
MRT-X 1845	X	X
MRT-X 2145	X	X
MRT-X 2260	X	X
MRT-X 2545	X	X
MRT-X 2570	X	X
MRT-X 2660	X	X
MRT-X 3060	X	X
MRT-X 3570	X	X
MRT-X 3570 ES	X	X











PLATFORM WITH WINCH



- 450 kg or 600 kg for platform + 450 kg or 300 kg for winch = 900 kg capacity in total.
- 2 different winch capacity / platform capacity couples.
- Hydraulic winch fitted on the rotating (manual) liftable (hydraulic) telescopic (manual) jib.
- Slewing platform +/- 90° on both sides.
- Legally approved for 3 persons.
- Overload sensor on the platform + overload sensor on the winch.
- Fork sleeves for yard handling.
- Performance in cladding & maintenance applications.
- Uncompromized safety + unbeaten efficiency.
- Heavy duty and galvanized structure for an improved longevity.
- Non-slip metal floor.
- Expandable sides are independent.
- Manual jib + winch positioning.
- Hydraulic jib + winch lifting, prevents from the pulling the load in the basket.

[The 3D picture at the top of this page is the reference NAC ARG 450kg / 450kg - 914440].



	NAC ARG 450kg / 450kg	NAC ARG 600kg / 300kg	ORH 3M 600kg / 300kg	PSE 3000 / 600D + W300 / 41M	PSE 4000 / 450D + W450 / 35M	PSE 4000 / 600D + W300 / 41M
Distance to center of gravity (mm)	1145	1060	980	1171	1187	1145
Number of people	3	3	3	3	3	3
Capacity (kg)	450	300	300	300	450	300
Capacity including people (kg)	450	600	600	600	450	600
Overall weight (kg)	1330	1330	1190	1200	1330	1330
Overall height (mm)	2678	2743	2608	2608	2723	2708
Overall length (mm)	2206	2206	2301	2301	2261	2206
Cable loop	Direct	Direct	Direct	Direct	Direct	Direct
Width minimum (mm)	2259	2259	3190	3190	2281	2250
Width maximum (mm)	3993	3913	3190	3190	4387	3988
Depth (mm)	1120	1120	1065	1065	1150	1150
Cable length (mm)	35000	41000	30000	41000	35000	41000
Machine Equipment						
Rotation 1 (°)	90	90	90	90	90	90
Rotation 2 (°)	90	90	90	90	90	90

Machines compatibility

Reference number E-RECO	914440	923336	53004852	52719256	52719258	52719257
MRT 1645 75	X	X	-	-	X	X
MRT 1645 115	X	X	-	-	X	X
MRT 1845 75	X	X	-	-	X	X
MRT 1845 115	X	X	-	-	X	X
MRT 2145 115	X	X	-	-	X	X
MRT 2260	X	X	X	X	X	X
MRT 2260 e	-	-	-	X	X	X
MRT 2545 115	X	X	-	-	X	X
MRT 2570	X	X	X	X	X	X
MRT 2660	X	X	X	X	X	X
MRT 2660 e	-	-	-	X	X	X
MRT 3060	X	X	X	X	X	X
MRT 3570	X	X	X	X	X	X
MRT 3570 ES	X	X	X	X	X	X
MRT-X 1645	X	X	-	-	X	X
MRT-X 1845	X	X	-	-	X	X
MRT-X 2145	X	X	-	-	X	X
MRT-X 2260	X	X	X	X	X	X
MRT-X 2545	X	X	-	-	X	X
MRT-X 2570	X	X	X	X	X	X
MRT-X 2660	X	X	X	X	X	X
MRT-X 3060	X	X	X	X	X	X
MRT-X 3570	X	X	X	X	X	X
MRT-X 3570 ES	X	X	X	X	X	X

NAC ARG 450kg / 450kg	NAC ARG 600kg / 300kg	ORH 3M 600kg / 300kg	PSE 3000 / 600D + W300 / 41M	PSE 4000 / 450D + W450 / 35M	PSE 4000 / 600D + W300 / 41M
------------------------------	------------------------------	-----------------------------	-------------------------------------	-------------------------------------	-------------------------------------

Machines compatibility						
Reference number E-RECO 2	939246	939245	-	-	-	52727781
MHT 10135 ST5	-	-	-	-	-	X
MHT 10160 ST5	-	-	-	-	-	X
MHT 10200 ST5	-	-	-	-	-	X
MHT 11250 ST5	-	-	-	-	-	X
MHT-X 10135 ST3A	-	-	-	-	-	X
MHT-X 10160 ST3A	-	-	-	-	-	X
MHT-X 10200 ST3A	-	-	-	-	-	X
MHT-X 11250 ST3A	-	-	-	-	-	X

MANDATORY MACHINE EQUIPMENT:  +  + 



RAISED EXTENSIBLE PLATFORM





- 55 cm raised platform for under roof applications
- 90°/90° slewing
- Extendable: 2,25-4 m wide
- Especially interesting for all second-fix applications (air conditioning, lights etc.)
- Capacity 365 kg including 3 people.
- Access: dedicated ladder + door with opening sensor.
- Fork sleeves: 238 mm x 100 mm.

[The 3D picture at the top of this page is the reference PSE 4000 / 365D R - 52719264].

- Ideal platform to work under roof or framework: prevent the machine's boom from hitting the structure.
- Recommended for second fix: air conditioning/ light/ wiring installation etc.



	PSE 4000 / 365D R	Raised platform 2.25-4m
Distance to center of gravity (mm)	1250	1250
Number of people	3	3
Capacity including people (kg)	365	365
Overall weight (kg)	1100	1100
Overall height (mm)	2409	2078
Overall length (mm)	2302	2228
Width minimum (mm)	2252	2252
Width maximum (mm)	4002	4002
Depth (mm)	1120	1120
Machine Equipment		
Rotation 1 (°)	90	90
Rotation 2 (°)	90	90

Machines compatibility		
Reference number E-RECO	52719264	923343
MRT 1645 75	X	X
MRT 1645 115	X	X
MRT 1845 75	X	X
MRT 1845 115	X	X
MRT 2145 115	X	X
MRT 2260	X	X
MRT 2260 e	X	-
MRT 2545 115	X	X
MRT 2570	X	X
MRT 2660	X	X
MRT 2660 e	X	-
MRT 3060	X	X
MRT 3570	X	X
MRT 3570 ES	X	X
MRT-X 1645	X	X
MRT-X 1845	X	X
MRT-X 2145	X	X
MRT-X 2260	X	X
MRT-X 2545	X	X
MRT-X 2570	X	X
MRT-X 2660	X	X
MRT-X 3060	X	X
MRT-X 3570	X	X
MRT-X 3570 ES	X	X


MANDATORY MACHINE EQUIPMENT:  + 







ROOFER PLATFORM



- Capacity from 365 to 1000 kg.
- Slewing platform +/- 90° on both sides.
- Safe: front opening only when a direct contact is made with the roof + can be moved only if the front part is closed.
- Legally approved for 3 persons
- Presence sensor forbidding any movement after door opening.
- Overload sensor.
- Physical sensor allowing door opening only if roof contact.
- Cutting edge platforms designed for roof work.
- Secured platform.
- Non-slip metal flooring.
- Heavy duty and galvanised structure for an improved longevity.
- Platform NC: large 3,5 m working width.
- Roomy platform: can lift a pallet (Euro) even when folded.



	NC 365	NC 1000	PSR 2400 / 365 3P	PSR 2400 / 1000 3P
Distance to center of gravity (mm)	1493	1300	1493	1300
Number of people	3	3	3	3
Capacity including people (kg)	365	1000	365	1000
Overall weight (kg)	1310	1210	1315	1215
Overall height (mm)	1614	1614	1954	1954
Overall length (mm)	2920	2605	2920	2605
Width minimum (mm)	2420	2420	2420	2420
Width maximum (mm)	3682	3682	3682	3682
Depth (mm)	1260	1218	1260	1218
Machine Equipment				
Rotation 1 (°)	90	90	90	90
Rotation 2 (°)	90	90	90	90

Machines compatibility

Reference number	788789	788791	-	-
MT 1335 HA 75D ST5	X	-	-	-
MT 1335 HA 100D ST5	X	-	-	-
MT 1440 A	X	X	-	-
MT 1440 HA	X	X	-	-
MT 1840 A	X	X	-	-
MT 1840 HA	X	X	-	-
MT-X 1440 A	X	X	-	-
MT-X 1840 A	X	X	-	-
Reference number E-RECO	923309	921294	52719259	52719260
MRT 1645 75	X	X	X	X
MRT 1645 115	X	X	X	X
MRT 1845 75	X	X	X	X
MRT 1845 115	X	X	X	X
MRT 2145 115	X	X	X	X
MRT 2260	X	X	X	X
MRT 2260 e	-	-	X	X
MRT 2545 115	X	X	X	X
MRT 2570	X	X	X	X
MRT 2660	X	X	X	X
MRT 2660 e	-	-	X	X
MRT 3060	X	X	X	X
MRT 3570	X	X	X	X
MRT 3570 ES	X	X	X	X
MRT-X 1645	X	X	X	X
MRT-X 1845	X	X	X	X
MRT-X 2145	X	X	X	X
MRT-X 2260	X	X	X	X
MRT-X 2545	X	X	X	X
MRT-X 2570	X	X	X	X

	NC 365	NC 1000	PSR 2400 / 365 3P	PSR 2400 / 1000 3P
--	--------	---------	-------------------	--------------------

Machines compatibility

MRT-X 2660	X	X	X	X
MRT-X 3060	X	X	X	X
MRT-X 3570	X	X	X	X
MRT-X 3570 ES	X	X	X	X

MANDATORY MACHINE EQUIPMENT:  + 





SYSTEM 3D



- Telescopic vertical arm + negative.
- 170° boom rotation on both sides of the basket.
- Positive and negative work area for applications .
- Legally approved for 2 persons.
- Boom position sensor.
- Locking pin presence sensor.
- Maximum safety in people.
- Pendular design and structure allowing underbridge operations.
- Non-slip metal flooring.



	P 3D 1000 / 200 L6700	P 3D 1000 / 200 L7500
Distance to center of gravity (mm)	2324	2099
Number of people	2	2
Capacity including people (kg)	200	200
Overall weight (kg)	1030	1030
Overall height (mm)	2900	2900
Overall length (mm)	7647	8390
Width (mm)	1676	1676
Depth (mm)	680	620
Working reach max. (mm)	8170	8540
Machine Equipment		
Rotation 1 (°)	170	170
Rotation 2 (°)	170	170
Working height positive (mm)	9560	11100
Working width - angled (mm)	1100	1100
Working outreach (mm)	6700	7500

Machines compatibility


Reference number E-RECO	52719363	52719270
MRT 1645 75	-	X
MRT 1645 115	-	X
MRT 1845 75	X	-
MRT 1845 115	X	-
MRT 2145 115	-	X
MRT 2260	-	X
MRT 2260 e	-	X
MRT 2545 115	-	X
MRT 2570	-	X
MRT 2660	-	X
MRT 2660 e	-	X
MRT 3060	-	X
MRT 3570	-	X
MRT 3570 ES	-	X
MRT-X 1645	-	X
MRT-X 1845	X	-
MRT-X 2145	-	X
MRT-X 2260	-	X
MRT-X 2545	-	X
MRT-X 2570	-	X
MRT-X 2660	-	X
MRT-X 3060	-	X
MRT-X 3570	-	X
MRT-X 3570 ES	-	X
Reference number E-RECO 2	52719674	52719672
MRT 1645 75	-	X

P 3D 1000 / 200 L6700

P 3D 1000 / 200 L7500

Machines compatibility		
MRT 1645 115	-	X
MRT 1845 75	X	-
MRT 1845 115	X	-
MRT 2145 115	-	X
MRT 2260	-	X
MRT 2260 e	-	X
MRT 2545 115	-	X
MRT 2570	-	X
MRT 2660	-	X
MRT 2660 e	-	X
MRT 3060	-	X
MRT 3570	-	X
MRT 3570 ES	-	X
MRT-X 1645	-	X
MRT-X 1845	X	-
MRT-X 2145	-	X
MRT-X 2260	-	X
MRT-X 2545	-	X
MRT-X 2570	-	X
MRT-X 2660	-	X
MRT-X 3060	-	X
MRT-X 3570	-	X
MRT-X 3570 ES	-	X

MANDATORY MACHINE EQUIPMENT:  +  + 



MANITOU GROUP ATTACHMENTS

Head Office

B.P. 249 - 430 rue de l'Aubinière
44150 Ancenis Cedex - France
Tel: +33 (0)2 40 09 10 11 - Fax: +33 (0)2 40 09 10 97
www.manitou.com



This publication provides a description of the configuration versions and options for Manitou products, which may differ for equipment. The equipment presented in this brochure may be part of a series, as an option, or it may not be available, depending on the versions. Manitou reserves the right, at any time and without notice, to amend the specifications described and represented. The specifications provided do not bind the manufacturer. For more details, please contact your Manitou agent. This is not a contractually binding document. The presentation of the products is not contractually binding. List of specifications non-exhaustive. The logos as well as the visual identity of the company are owned by Manitou and cannot be used without authorisation. All rights reserved. The photos and diagrams contained in this brochure are only provided for consultation and information purposes.
MANITOU BF SA - Limited company with board of directors - Share capital: 39,668,399 euros - 857 802 508 RCS Nantes