



MANITOU
GROUP

ATTACHMENT CATALOGUE

COMPLETE

December 6, 2023

MANITOU
GROUP | ATTACHMENTS

SET THE WORLD IN MOTION

Founded over 60 years ago by the Braud family, the Manitou Group now operates worldwide. A world-leader in all-terrain material handling, the Group designs, manufactures, distributes and services equipment for construction, agriculture and industries.

The Group's product ranges include: all-terrain fixed, rotating and heavyload telehandlers; all-terrain, semi-industrial and industrial masted forklift trucks; wheel or track skid-steer loaders; articulated loaders; access platforms; truck-mounted forklifts; warehousing equipment; and attachments.

Through its iconic brands - Manitou, Gehl- and its worldwide network of 1,050 dealers, the Group offers the best solutions to create optimum value for its customers.

Headquartered in France, the Group registered a revenue in 2021 of 1.9 billion euros in 140 countries and employs 4,500 people, all strongly focused on satisfying customers.



2 brands

distributed by 1050 dealers in 140 countries



- 32 subsidiaries
- 10 production sites
- 4,500 employees worldwide
- 64% of the share capital held by the founding families
- 82% of revenue comes from international sales
- 1.9 billion euros of turnover in 2021



MANITOU is pleased to present you this new version of its attachment catalogue. It will give you a complete view on the wide variety of original, homologated attachments marketed by Manitou for its telehandlers and forklift trucks.

Being simultaneously a producer of telehandlers and a producer of attachments, Manitou has the technical knowledge, the practical experience and the required facilities to control and ensure perfect efficiency of each attachment + machine pairing.

Manitou applies a demanding internal procedure that leads to the homologation of each attachment + machine pairing. This unique procedure brings guaranteed safety and unbeatable efficiency. Choosing a homologated original Manitou attachment and respecting Manitou's compatibilities, you can be sure you'll get the best of your machine, making no compromise with safety and staying in line with the European regulation.

We trust you'll find everything you need in this catalogue. Should you need something we haven't added to our offer yet, do contact your nearest Manitou dealer: our special solution department will certainly be able to craft the right tailor-made solution for you!

All attachments capacities given in this document are nominal capacities:

- Bucket capacities are calculated according to the ISO 7546 norm: they correspond to the heaped bucket capacity in m³ calculated according to the norm
- Grab bucket capacities given are total capacities with closed grab (in m³)
- Concrete mixing bucket, silage facing bucket, feeding bucket, shear grab & shear bucket as well as concrete & crane skip capacities are given in l and calculated to guarantee a good efficiency of all functions (no struck capacities)
- Sweeper capacities are max. dirt container capacities
- Platform capacities are given in kg INCLUDING 2 or 3 people (according to platform type)
- All other capacities are SWL (Safe Working Load) - in kg
- All compatibilities are given for the machines available for sales when this guide was issued. For machines produced earlier please contact your Manitou dealer.

Compatibility

Having legibility in mind we have simplified the list of machines in this guide. It should be read as follows:

- All compatibilities are given for the machines present in Manitou's offer on the guide's issuing day.
- For older machines please contact your Manitou dealer.

Material densities weights

Material	kg/m ³	Material	kg/m ³
Apples	525	Manure (farmyard)	922
Ashes	604	Nitrate fertiliser	1250
Barley	600	Oats	415
Beet pulp (nuts)	604	Onions	556
Beet pulp (pressed)	906	Peat (dry)	400
Brewers grain	1110	Petroleum coke	680
Brick aggregate	1828	Potatoes	699
Carrots	636	Refuse (town)	318
Cement (Portland)	1440	Rubble	1047
Cement (natural)	874	Sand (dry)	1550
Chalk	795	Sand (wet)	1890
Clay (fine)	2080	Sawdust	238
Clay (wet)	1680	Silage (ensile)	747
Coal (anthracite)	1046	Silage (green)	349
Coal (bituminous)	765	Slurry	1780
Coke (loose)	570	Snow (fresh)	200
Earth (dry)	1150	Snow (wet)	400
Fertiliser (mixed)	1030	Sodium chloride (dry salt)	1300
Flour	445	Straw (high density bale)	254
Gravel (dry)	1650	Sugar beet	530
Hay (normal density bale)	190	Turnips	540
Lime (quick)	881	Wheat	730
Limestone (crushed)	1530		

FORKS & GRABS

Range



- 184 Bale Forks (Compact machines)
- 187 Fork Bale Cotton **NEW**
- 189 High Capacity Silage & Manure Grab
- 191 Manure Fork (Compact machines)

- 194 Manure Fork With Grapple
- 197 Manure Fork With Grapple (Compact machines)
- 201 Shear Grab
- 203 Square Bale Forks



BALE FORKS (COMPACT MACHINES)



- 2 heavy duty forged tines.
- LB: load backrest version.
- Easy and economical attachment for the handling of all bales.
- The best economical choice: good value for money & functionality.

	FB 950 / 700	FB 950 / 700 LB	FB 1110
Distance to center of gravity (mm)	-	155	-
Capacity (kg)	700	700	560
Overall weight (kg)	73	72	75
Overall height (mm)	610	1061	560
Overall length (mm)	850	1230	1186
Forks length (mm)	670	950	955
Width (mm)	1150	1127	1170
Depth (mm)	820	1230	1110
Machine Equipment	×	×	×
Teeth	2	2	2

Machines compatibility

All-Tach® Narrow	N51502699	N51502698	-
All-Tach®	N51502684	N51502687	N747028
4 point Carriage	N51502685	N51502688	-
Euro Carriage	N51502686	N51502689	-
1650R	-	-	X
1650RT	-	-	X
1900R	-	-	X
2100V	-	-	X
2200R	-	-	X
2300V	-	-	X
2600R	-	-	X
2700V NXT2	-	-	X
2750V	-	-	X
AL230	X	-	-
AL320	X	X	-
AL330	X	X	-
AL420	X	X	-
AL430	X	X	-
AL530	X	X	-
AL550	X	X	-
AL650	X	X	-
AL750	X	X	-
GCT 3-14	-	X	-
GCT 3-14 +	-	X	-
MLA 2-25 H	X	-	-
MLA 3-25 H	X	X	-
MLA 3-25 H-C	X	X	-
MLA 4-50 H	X	X	-
MLA 4-50 H-C	X	X	-
MLA 5-50 H	X	X	-
MLA 5-60 H-Z	X	X	-
MLA 6-65 H-Z	X	X	-
R165	-	-	X

FB 950 / 700	FB 950 / 700 LB	FB 1110
--------------	-----------------	---------

Machines compatibility			
R220	-	-	X
RT165	-	-	X
ULM 412 H	-	X	-
ULM 412 H	-	X	-
ULM 415 H	-	X	-
ULM 415 H	-	X	-
V210 - NEW	-	-	X

MANDATORY MACHINE EQUIPMENT: ✕



NEW

FORK BALE COTTON



- Capacity of 5000 kg.
- 2 tines, Ø 50 mm, working length 2000 mm.
- 3 tines, Ø 50 mm, working length 2300 mm.
- Removable tines (easy to change, to ship and to store during the off season).
- Simple and efficient solution for handling cotton bales.
- Handling up to 1 cotton bale (equivalent to 2-3 tons).
- Optimized upholding thanks to its 5 tines.
- Safe transport: tines not bolted on the carriage and placed in a dedicated space.

[The 3D picture at the top of this page is the reference FBC 5 / 5000 - 52775361].

	FBC 5 / 5000
Distance to center of gravity (mm)	535
Capacity (kg)	5000
Overall weight (kg)	388
Overall height (mm)	1072
Overall length (mm)	2477
Width (mm)	1516
Machine Equipment	✗
Tines length (mm)	2000
Teeth / Fingers	2 / 3

Machines compatibility	
Reference number	52775361
MLT 850-145 V+	X
MLT-X 850-145 V+	X

MANDATORY MACHINE EQUIPMENT: ✗




HIGH CAPACITY SILAGE & MANURE GRAB





- Large capacity 2000 L.
- Grapple rotation stops ensure long life for hydraulic cylinders.
- Bolt-on teeth and tines for easy maintenance.
- High quality wear resistant and high yield steels used extensively.
- Teeth: Ø 45 mm, 939 mm.
- Tines: Ø 45 mm, 1100 mm.
- For silage and light straw manure. Max 700kg/m³.

- Massive and efficient attachment.
- Excellent visibility thanks to innovative design.
- The best solution for manure handling.
- Improved design allows working flush with walls.
- Versatile attachment that enables occasional square bale handling.

[The 3D picture at the top of this page is the reference FMG 2450 / 2000 - 790534].




	FMG 2100 / 1800 ONLY UK IRL	FMG 2450 / 2000
Capacity (kg)	1260	1400
Heaped capacity (l)	1800	2000
Overall weight (kg)	510	686
Overall length (mm)	1352	1381
Forks length (mm)	990	990
Width (mm)	2100	2435
Closed grab height (mm)	1223	1201
Machine Equipment		
Teeth / Fingers	4 / 10	5 / 12
Fork spread minimum (mm)	221	210
Fork spread maximum (mm)	637	554

Machines compatibility		
Reference number	52000082	790534
MLT 630-115	X	-
MLT 630-115 V	X	-
MLT 630-115 V CP	X	-
MLT 635-130 PS+	-	X
MLT 635-140 V+	-	X
MLT 733-115 LSU	-	X
MLT 737-130 PS+	-	X
MLT 741-130 PS+	-	X
MLT 741-140 V+	-	X
MLT 841-145 PS+	-	X
MLT 850-145 V+	-	X
MLT 940-140 V+	-	X
MLT 961-160 V+ L	-	X
MLT 1041-145 PS+L	-	X
MLT-X 732	-	X
MLT-X 735 T LSU	-	X
MLT-X 737-130 PS+	-	X
MLT-X 741 T LSU	-	X
MLT-X 841 - 145 PS+	-	X
MLT-X 850-145 V+	-	X
MLT-X 961-160 V+ L	-	X
MLT-X 1041-145 PS+L	-	X

MANDATORY MACHINE EQUIPMENT: 



MANURE FORK (COMPACT MACHINES)



- Strong & simple construction.
- Heavy duty tines.
- Must-have attachment for manure and bale handling.

	FM 915	FM 1080	FM 1200 (b)	FM 1400	FM 1500	FM 1520	FM 1650	FM 1680
Overall weight (kg)	73	160	109	160	165	170	183	134
Overall height (mm)	580	580	694	595	765	575	704	600
Width (mm)	915	1080	1200	1400	1500	1520	1650	1680
Depth (mm)	825	825	843	893	863	893	1032	870
Machine Equipment	×	×	×	×	×	×	×	×

Machines compatibility								
All-Tach® Narrow	-	-	-	-	52807875	-	-	-
All-Tach®	N726020	N726021	-	N736026	52799530	N736027	N51502515	N747023
4 point Carriage	-	-	-	-	N701984	-	N51502624	-
Euro Carriage	-	-	N51502173	-	52807876	-	N51502583	-
1050R	-	-	-	X	-	-	-	-
1050RT	-	-	-	X	-	X	-	-
1350R NXT2	-	-	-	X	-	X	-	-
1350RT	-	-	-	X	-	X	-	-
1640 E	X	X	-	-	-	-	-	-
1650R	-	-	-	-	-	-	-	X
1650RT	-	-	-	-	-	-	-	X
1900R	-	-	-	-	-	-	-	X
2100V	-	-	-	-	-	-	-	X
2100VT	-	-	-	-	-	-	-	X
AL530	-	-	-	-	X	-	-	-
AL650	-	-	X	-	-	-	X	-
AL750	-	-	-	-	-	-	X	-
MLA 5-50 H	-	-	-	-	X	-	-	-
MLA 6-65 H-Z	-	-	X	-	-	-	X	-
R135	-	-	-	X	-	X	-	-
R165	-	-	-	-	-	-	-	X
RT105	-	-	-	X	-	X	-	-
RT135	-	-	-	X	-	X	-	-
RT165	-	-	-	-	-	-	-	X
V210 - NEW	-	-	-	-	-	-	-	X
VT210 - NEW	-	-	-	-	-	-	-	X

MANDATORY MACHINE EQUIPMENT: ×

	FM 1760	FM 1850 (a)	FM 1850 (b)	FM 1880	FM 1950	FM 2140	FM 2150
Overall weight (kg)	810	153	153	153	216	170	233
Overall height (mm)	600	600	600	600	704	600	704
Width (mm)	1760	1850	1850	1880	1950	2140	2150
Depth (mm)	870	870	870	870	1032	870	1032
Machine Equipment	×	×	×	×	×	×	×

Machines compatibility

All-Tach® Narrow	-	-	-	-	-	-	-
All-Tach®	N757030	N757031	N51502480	N51502080	N51502514	N700260	N51502513
4 point Carriage	-	-	-	-	N51502625	-	N51502626
Euro Carriage	-	-	-	-	N51502584	-	N51502585
2200R	X	-	X	-	-	-	-
2300V	X	-	X	-	-	-	-
2600R	-	X	X	X	-	-	-
2700V NXT2	-	X	X	X	-	-	-
2750V	-	X	X	X	-	-	-
3300V NXT2	-	X	X	X	-	X	-
4200V	-	-	-	-	-	X	-
AL650	-	-	-	-	X	-	-
AL750	-	-	-	-	X	-	X
MLA 6-65 H-Z	-	-	-	-	X	-	-
R220	X	-	-	-	-	-	-
R260	-	X	X	X	-	-	-
V330	-	X	X	X	-	X	-

MANDATORY MACHINE EQUIPMENT: ×



MANURE FORK WITH GRAPPLE



- Massive structure and reinforced grapple for more longevity.
- Open structure.
- Very good manure holding by the grab.
- Adjustable grapple opening- more working accuracy.
- Forged tines & teeth- easy to dismantle.
- Well protected hydraulic components.
- Rugged, multi-purpose attachment.
- Easy handling of compact manure.
- Total jaw opening allows working flush with walls.
- Versatile attachment that enables occasional square bale handling.
- Very good visibility, faster work.

[The 3D picture at the top of this page is the reference FFGR 1500 / 600 - 52737500].



	FFGR 1500 / 600	FFGR 1500 / 900	FFGR 1700	FFGR 1950	FFGR 1950 DA	FFGR 2100	FFGR 2400
Distance to center of gravity (mm)	361	370	-	-	-	-	-
Capacity (kg)	720	1115	-	1580	1580	1700	1700
Heaped capacity (l)	600	930	1050	1000	1000	1100	1300
Overall weight (kg)	340	437	505	477	530	492	528
Overall length (mm)	1274	1321	1320	1322	1320	1322	1325
Forks length (mm)	810	810	810	810	810	810	810
Fork spread (mm)	225	225	225	225	225	225	225
Width (mm)	1535	1627	1700	1950	1950	2100	2400
Closed grab height (mm)	879	1138	1124	1138	1124	1138	1138
Opened grab height (mm)	1675	1869	2093	1625	2093	1636	1615
Machine Equipment							
Teeth / Fingers	7 / 7	7 / 7	8 / 7	9 / 7	9 / 7	10 / 7	12 / 8

Machines compatibility							
Reference number	-	52595596	751429	751404	751428	751403	751405
All-Tach®	52737500	-	-	-	-	-	-
4 point Carriage	52742068	-	-	-	-	-	-
Euro Carriage	52742069	-	-	-	-	-	-
GCT 3-14	X	-	-	-	-	-	-
GCT 3-14 +	X	-	-	-	-	-	-
MLT 420-60 H	-	X	-	-	-	-	-
MLT 625-75 H	-	-	X	-	X	-	-
MLT 630-115	-	-	-	X	-	X	X
MLT 630-115 V	-	-	-	X	-	X	X
MLT 630-115 V CP	-	-	-	X	-	X	X
MLT 635-130 PS+	-	-	-	-	-	X	X
MLT 635-140 V+	-	-	-	-	-	X	X
MLT 730-115 V	-	-	-	X	-	X	X
MLT 730-115 V CP	-	-	-	X	-	X	X
MLT 733-115 LSU	-	-	-	-	-	X	X
MLT 737-130 PS+	-	-	-	-	-	X	X
MLT 741-130 PS+	-	-	-	-	-	X	X
MLT 741-140 V+	-	-	-	-	-	X	X
MLT 841-145 PS+	-	-	-	-	-	-	X
MLT 850-145 V+	-	-	-	-	-	-	X
MLT 940-140 V+	-	-	-	-	-	X	X
MLT 1041-145 PS+L	-	-	-	-	-	-	X
MLT-X 625-75 H	-	-	X	-	X	-	-
MLT-X 732	-	-	-	-	-	X	X
MLT-X 735 T LSU	-	-	-	-	-	X	X
MLT-X 737-130 PS+	-	-	-	-	-	X	X
MLT-X 741 T LSU	-	-	-	-	-	X	X
MLT-X 841 - 145 PS+	-	-	-	-	-	-	X
MLT-X 850-145 V+	-	-	-	-	-	-	X
MLT-X 1041-145 PS+L	-	-	-	-	-	-	X

	FFGR 1500 / 600	FFGR 1500 / 900	FFGR 1700	FFGR 1950	FFGR 1950 DA	FFGR 2100	FFGR 2400
--	-----------------	-----------------	-----------	-----------	--------------	-----------	-----------

Machines compatibility

ULM 412 H	X	-	-	-	-	-	-
ULM 412 H	X	-	-	-	-	-	-
ULM 415 H	X	-	-	-	-	-	-
ULM 415 H	X	-	-	-	-	-	-








MANDATORY MACHINE EQUIPMENT: 



MANURE FORK WITH GRAPPLE (COMPACT MACHINES)










- Complete grapple opening for an efficient work.
- Heavy duty teeth & tines.
- Attachment designed for agricultural applications.

	FMG 920 / 240 (b)	FMG 1080 / 290	FMG 1100 / 320	FMG 1200 / 320 (a)	FMG 1200 / 320 (b)	FMG 1400 / 380	FMG 1500 / 380
Heaped capacity (l)	240	290	290	320	320	380	380
Overall weight (kg)	120	130	145	144	136	150	165
Overall height (mm)	746	746	746	746	746	746	746
Width (mm)	920	1080	1100	1200	1200	1400	1500
Depth (mm)	905	905	848	904	905	848	848
Machine Equipment							
Teeth / Fingers	3 / 5	3 / 6	6	3 / 6	3 / 6	4 / 7	4 / 8








Machines compatibility							
All-Tach® Narrow	-	-	-	52799524	-	-	-
All-Tach®	N726022	N726023	-	-	N736028	N736029	N736030
4 point Carriage	-	-	-	52796387	-	-	-
Euro Carriage	-	-	52807870	52799523	-	-	-
1050R	-	-	-	-	X	X	X
1050RT	-	-	-	-	X	X	X
1350R NXT2	-	-	-	-	-	X	X
1350RT	-	-	-	X	X	X	X
1640 E	X	X	-	-	-	-	-
AL230	-	-	X	-	-	-	-
AL320	-	-	X	-	-	-	-
AL330	-	-	X	-	-	-	-
AL420	-	-	X	-	-	-	-
AL430	-	-	X	-	-	-	-
MLA 2-25 H	-	-	X	-	-	-	-
MLA 3-25 H	-	-	X	-	-	-	-
MLA 3-25 H-C	-	-	X	-	-	-	-
MLA 4-50 H	-	-	X	-	-	-	-
MLA 4-50 H-C	-	-	X	-	-	-	-
R135	-	-	-	-	-	X	X
RT105	-	-	-	-	X	X	X
RT135	-	-	-	-	X	X	X

MANDATORY MACHINE EQUIPMENT: 

	FMG 1500 / 540	FMG 1650	FMG 1680 / 600 (a)	FMG 1680 / 600 (b)	FMG 1760 / 620 (a)	FMG 1760 / 620 (b)	FMG 1850 / 660 (a)
Heaped capacity (l)	540	660	600	600	620	620	660
Overall weight (kg)	213	300	240	240	250	250	280
Overall height (mm)	796	851	796	796	796	796	796
Width (mm)	1500	1650	1680	1680	1760	1760	1850
Depth (mm)	1028	1032	1028	1028	1028	1028	1028
Machine Equipment							
Teeth / Fingers	8	6 / 8	4 / 9	4 / 9	4 / 9	4 / 9	4 / 10

Machines compatibility							
All-Tach® Narrow	-	-	-	-	-	-	-
All-Tach®	52799529	N51502512	N747025	N51502056	N51502481	N51502057	N757033
4 point Carriage	52799527	N51502627	-	-	-	-	-
Euro Carriage	52799528	N51502586	-	-	-	-	-
1650R	-	-	X	-	-	-	-
1650RT	-	-	X	-	-	-	-
1850RT	-	-	-	X	-	X	-
1900R	-	-	X	-	-	-	-
2100V	-	-	X	-	-	-	-
2100VT	-	-	-	X	-	X	-
2200R	-	-	-	-	X	-	-
2300V	-	-	-	-	X	-	-
2600R	-	-	-	-	-	-	X
2700V NXT2	-	-	-	-	-	-	X
2750V	-	-	-	-	-	-	X
3300V NXT2	-	-	-	-	-	-	X
4200V	-	-	-	-	-	-	X
AL550	X	-	-	-	-	-	-
AL650	-	X	-	-	-	-	-
AL750	-	X	-	-	-	-	-
MLA 5-60 H-Z	X	-	-	-	-	-	-
MLA 6-65 H-Z	-	X	-	-	-	-	-
R165	-	-	X	-	-	-	-
R220	-	-	-	-	X	-	-
R260	-	-	-	-	-	-	X
RT165	-	-	X	-	-	-	-
RT185	-	-	-	X	-	X	-
V210 - NEW	-	-	X	-	-	-	-
V330	-	-	-	-	-	-	X
VT210 - NEW	-	-	-	X	-	X	-

MANDATORY MACHINE EQUIPMENT: 

	FMG 1850 / 660 (b)	FMG 1850 / 660 (c)	FMG 1880 / 660	FMG 1950	FMG 2140 / 760 (a)	FMG 2140 / 760 (b)	FMG 2150
Heaped capacity (l)	660	660	660	780	760	760	860
Overall weight (kg)	280	280	280	345	310	310	365
Overall height (mm)	796	796	796	851	796	796	851
Width (mm)	1850	1850	1880	1950	2140	2140	2150
Depth (mm)	1028	1028	1028	1032	1028	1028	1032
Machine Equipment							
Teeth / Fingers	4 / 10	4 / 10	4 / 10	8 / 10	4 / 11	4 / 11	8 / 11

Machines compatibility							
All-Tach® Narrow	-	-	-	-	-	-	-
All-Tach®	N51502482	N51502058	N51502081	N51502511	N700261	N51502059	N51502510
4 point Carriage	-	-	-	N51502628	-	-	N51502629
Euro Carriage	-	-	-	N51502587	-	-	N51502588
1850RT	-	X	-	-	-	-	-
2100VT	-	X	-	-	-	-	-
2150RT	-	X	-	-	-	X	-
2200R	X	-	-	-	-	-	-
2300V	X	-	-	-	-	-	-
2300VT	-	X	-	-	-	-	-
2600R	-	-	X	-	-	-	-
2700V NXT2	-	-	X	-	-	-	-
2750V	-	-	X	-	X	-	-
2750VT	-	X	-	-	-	X	-
3300V NXT2	-	-	X	-	X	-	-
4200V	-	-	-	-	X	-	-
AL650	-	-	-	X	-	-	-
AL750	-	-	-	X	-	-	X
MLA 6-65 H-Z	-	-	-	X	-	-	-
R220	X	-	-	-	-	-	-
R260	-	-	X	-	-	-	-
RT185	-	X	-	-	-	-	-
RT215	-	X	-	-	-	X	-
V330	-	-	X	-	X	-	-
VT210 - NEW	-	X	-	-	-	-	-
VT230 - NEW	-	X	-	-	-	-	-
VT275 - NEW	-	X	-	-	-	X	-

MANDATORY MACHINE EQUIPMENT: 







SHEAR GRAB



- Boxed structure, rigidity & longevity.
- Body made of high resistance steels.
- Heavy duty teeth for easy penetration.
- Lateral shears for a good pit penetration & clean cutting.
- Increased cylinder diameter for more power.
- Bolt-on cutting teeth for easy maintenance (except SHG 1700/850: welded).
- Suitable for any type of silage.
- Clean silage pit face, limits secondary fermentation.
- Powerful attachment for a fast cutting.
- Closed structure to limit material losses (except SHG 1700/850).



	SHG 1600 / 1200	SHG 1800 / 1350	SHG 2200 / 1650	SHG 2400 / 1800
Capacity (kg)	1052	1184	1447	1579
Heaped capacity (l)	1169	1315	1608	1754
Overall weight (kg)	705	749	835	936
Overall length (mm)	1295	1295	1295	1295
Width (mm)	1654	1854	2254	2454
Closed grab height (mm)	1010	1010	1010	1010
Opened grab height (mm)	1475	1475	1475	1475
Depth (mm)	850	850	850	850
Machine Equipment				
Teeth	14	14	14	14

Machines compatibility				
Reference number	52000380	52000381	52000382	52000383
ALT950	-	-	X	-
MLA-T 533-145 V+ - ST5	-	-	X	-
MLT 625-75 H	X	-	-	-
MLT 630-115	-	X	-	-
MLT 630-115 V	-	X	-	-
MLT 630-115 V CP	-	X	-	-
MLT 635-130 PS+	-	-	X	-
MLT 635-140 V+	-	-	X	-
MLT 730-115 V	-	X	-	-
MLT 730-115 V CP	-	X	-	-
MLT 733-115 LSU	-	-	-	X
MLT 737-130 PS+	-	-	-	X
MLT 741-130 PS+	-	-	-	X
MLT 741-140 V+	-	-	-	X
MLT 841-145 PS+	-	-	-	X
MLT 850-145 V+	-	-	-	X
MLT 940-140 V+	-	-	-	X
MLT 1041-145 PS+L	-	-	-	X
MLT-X 625-75 H	X	-	-	-
MLT-X 732	-	-	X	-
MLT-X 735 T LSU	-	-	X	-
MLT-X 737-130 PS+	-	-	-	X
MLT-X 841 - 145 PS+	-	-	-	X
MLT-X 850-145 V+	-	-	-	X
MLT-X 1041-145 PS+L	-	-	-	X

MANDATORY MACHINE EQUIPMENT: 



SQUARE BALE FORKS




- 700 to 1700 kg capacity.
- Holding tines (without tools) for road traffic.
- Holding upper frame, easy under roof operations.
- Upholding teeth on the top of the frame.
- 2 tines, Ø 35 mm, 950 mm working length.
- 4 tines, Ø 45 mm, 1010 mm working length.
- Efficient and economical square bale handling solution.
- Simultaneous handling of 1 or 4 square bales (height : 800 mm).
- Good bale upholding.
- FB 950/700 : load backrest included for a better stability of the load.
- Attachment adapted to road traffic.



	FB 950 / 700 LB	FB 1900 / 1700
Capacity (kg)	700	1700
Overall weight (kg)	86	215
Overall height (mm)	952	2236
Overall length (mm)	1277	1341
Forks length (mm)	950	1010
Fork spread (mm)	953	600
Width (mm)	1127	1878
Machine Equipment	×	×
Teeth	2	4

Machines compatibility		
Reference number	52595597	790699
ALT950	-	X
MLA-T 533-145 V+ - ST5	-	X
MLT 420-60 H	X	-
MLT 625-75 H	-	X
MLT 630-115	-	X
MLT 630-115 V	-	X
MLT 630-115 V CP	-	X
MLT 635-130 PS+	-	X
MLT 635-140 V+	-	X
MLT 730-115 V	-	X
MLT 730-115 V CP	-	X
MLT 733-115 LSU	-	X
MLT 841-145 PS+	-	X
MLT 850-145 V+	-	X
MLT 940-140 V+	-	X
MLT 961-160 V+ L	-	X
MLT 1041-145 PS+L	-	X
MLT-X 625-75 H	-	X
MLT-X 732	-	X
MLT-X 735 T LSU	-	X
MLT-X 741 T LSU	-	X
MLT-X 841 - 145 PS+	-	X
MLT-X 850-145 V+	-	X
MLT-X 961-160 V+ L	-	X
MLT-X 1041-145 PS+L	-	X

MANDATORY MACHINE EQUIPMENT: ×



MANITOU GROUP ATTACHMENTS

Head Office

B.P. 249 - 430 rue de l'Aubinière

44150 Ancenis Cedex - France

Tel: +33 (0)2 40 09 10 11 - Fax: +33 (0)2 40 09 10 97

www.manitou.com



This publication provides a description of the configuration versions and options for Manitou products, which may differ for equipment. The equipment presented in this brochure may be part of a series, as an option, or it may not be available, depending on the versions. Manitou reserves the right, at any time and without notice, to amend the specifications described and represented. The specifications provided do not bind the manufacturer. For more details, please contact your Manitou agent. This is not a contractually binding document. The presentation of the products is not contractually binding. List of specifications non-exhaustive. The logos as well as the visual identity of the company are owned by Manitou and cannot be used without authorisation. All rights reserved. The photos and diagrams contained in this brochure are only provided for consultation and information purposes.

MANITOU BF SA - Limited company with board of directors - Share capital: 39,668,399 euros - 857 802 508 RCS Nantes