



ATTACHMENT CATALOGUE

COMPLETE

December 6, 2023

 **ATTACHMENTS**

SET THE WORLD IN MOTION

Founded over 60 years ago by the Braud family, the Manitou Group now operates worldwide. A world-leader in all-terrain material handling, the Group designs, manufactures, distributes and services equipment for construction, agriculture and industries.

The Group's product ranges include: all-terrain fixed, rotating and heavyload telehandlers; all-terrain, semi-industrial and industrial masted forklift trucks; wheel or track skid-steer loaders; articulated loaders; access platforms; truck-mounted forklifts; warehousing equipment; and attachments.

Through its iconic brands - Manitou, Gehl- and its worldwide network of 1,050 dealers, the Group offers the best solutions to create optimum value for its customers.

Headquartered in France, the Group registered a revenue in 2021 of 1.9 billion euros in 140 countries and employs 4,500 people, all strongly focused on satisfying customers.



2 brands

distributed by 1050 dealers in 140 countries



- 32 subsidiaries
- 10 production sites
- 4,500 employees worldwide
- 64% of the share capital held by the founding families
- 82% of revenue comes from international sales
- 1.9 billion euros of turnover in 2021



MANITOU is pleased to present you this new version of its attachment catalogue. It will give you a complete view on the wide variety of original, homologated attachments marketed by Manitou for its telehandlers and forklift trucks.

Being simultaneously a producer of telehandlers and a producer of attachments, Manitou has the technical knowledge, the practical experience and the required facilities to control and ensure perfect efficiency of each attachment + machine pairing.

Manitou applies a demanding internal procedure that leads to the homologation of each attachment + machine pairing. This unique procedure brings guaranteed safety and unbeatable efficiency. Choosing a homologated original Manitou attachment and respecting Manitou's compatibilities, you can be sure you'll get the best of your machine, making no compromise with safety and staying in line with the European regulation.

We trust you'll find everything you need in this catalogue. Should you need something we haven't added to our offer yet, do contact your nearest Manitou dealer: our special solution department will certainly be able to craft the right tailor-made solution for you!

All attachments capacities given in this document are nominal capacities:

- Bucket capacities are calculated according to the ISO 7546 norm: they correspond to the heaped bucket capacity in m3 calculated according to the norm
- Grab bucket capacities given are total capacities with closed grab (in m3)
- Concrete mixing bucket, silage facing bucket, feeding bucket, shear grab & shear bucket as well as concrete & crane skip capacities are given in l and calculated to guarantee a good efficiency of all functions (no struck capacities)
- Sweeper capacities are max. dirt container capacities
- Platform capacities are given in kg INCLUDING 2 or 3 people (according to platform type)
- All other capacities are SWL (Safe Working Load) - in kg
- All compatibilities are given for the machines available for sales when this guide was issued. For machines produced earlier please contact your Manitou dealer.

Compatibility

Having legibility in mind we have simplified the list of machines in this guide. It should be read as follows:

- All compatibilities are given for the machines present in Manitou's offer on the guide's issuing day.
- For older machines please contact your Manitou dealer.

Material densities weights

Material	kg/m ³	Material	kg/m ³
Apples	525	Manure (farmyard)	922
Ashes	604	Nitrate fertiliser	1250
Barley	600	Oats	415
Beet pulp (nuts)	604	Onions	556
Beet pulp (pressed)	906	Peat (dry)	400
Brewers grain	1110	Petroleum coke	680
Brick aggregate	1828	Potatoes	699
Carrots	636	Refuse (town)	318
Cement (Portland)	1440	Rubble	1047
Cement (natural)	874	Sand (dry)	1550
Chalk	795	Sand (wet)	1890
Clay (fine)	2080	Sawdust	238
Clay (wet)	1680	Silage (ensile)	747
Coal (anthracite)	1046	Silage (green)	349
Coal (bituminous)	765	Slurry	1780
Coke (loose)	570	Snow (fresh)	200
Earth (dry)	1150	Snow (wet)	400
Fertiliser (mixed)	1030	Sodium chloride (dry salt)	1300
Flour	445	Straw (high density bale)	254
Gravel (dry)	1650	Sugar beet	530
Hay (normal density bale)	190	Turnips	540
Lime (quick)	881	Wheat	730
Limestone (crushed)	1530		

BUCKETS

Range



- 10 Agricultural Bucket
- 13 Agricultural Multifunction Grab Bucket - FO
- 16 Agricultural Multifunction Grab Bucket - WE
- 19 Bucket 4 in 1
- 22 Bucket 4 in 1 (Compact machines)
- 26 Bucket 4 in 1 with Teeth (Compact machines)
- 30 Concrete Mixing Bucket
- 32 Construction Bucket
- 35 Environment Bucket
- 37 Environment Grab Bucket
- 39 General Purpose Bucket
- 42 General Purpose Bucket (MHT) **NEW**
- 44 General Purpose Bucket (MRT) **NEW**
- 46 General Purpose Bucket Essential **NEW**
- 49 Grapple Bucket (Compact machines)
- 51 High Capacity Agricultural Bucket
- 53 High Capacity Agricultural Grab Bucket
- 55 High strength demolition bucket (Compact machines)
- 58 High Tip Bucket (Compact machines)
- 60 Industrial Grapple Bucket (Compact machines)
- 63 Light Material Bucket **NEW**
- 65 Light Material Bucket (Compact machines)
- 70 Light Material Bucket (MHT) **NEW**
- 72 Light Material Bucket (MRT) **NEW**
- 74 Light Material Bucket with Wear Plate (Compact machines)
- 76 Shear buckets
- 78 Silage Facing Bucket
- 80 Standard Digging Bucket (Compact machines)
- 86 Standard Digging Bucket with Teeth (Compact machines)
- 92 Standard Digging Bucket with Wear Plate (Compact machines)
- 94 Sugar Beet Bucket
- 96 Utility Bucket (Compact machines)




AGRICULTURAL BUCKET



- Wide range of bucket capacities from 900 L to 3000 L.
- Light material bucket suitable for handling materials with a density ≤ 1 .
- Reinforced structure (base, blade and sides).
- "DA" = tip angle increased of 10°.
- Optional: 500 HB reversible wear plate.
- Note: road circulation kit mandatory in Italy. Contact your dealer.
- Daily use and hard working bucket.
- Ideal bucket for bulk products (cereals, woodchip, mineral feed etc.).
- Durable and resistant bucket.
- Improved shape designed for quick loading and unloading operation.
- More longevity of the wear plate.

[The 3D picture at the top of this page is the reference CBA 2500/2450 - 570554].



	CBA 900 / 1500	CBA 1500 / 2050	CBA 1500 / 2050 DA	CBA 1500 / 2450	CBA 1700L / 2100
Distance to center of gravity (mm)	523	572	509	542	440
Capacity (kg)	886	1500	1500	1529	1703
Heaped capacity (l)	886	1500	1500	1529	1703
Struck capacity (l)	672	1101	1101	1101	1271
Overall weight (kg)	367	490	482	500	512
Overall height (mm)	1029	1119	1119	997	1150
Overall length (mm)	1154	1147	1147	1170	1190
Width (mm)	1500	2050	2050	2450	2100
Machine Equipment	×	×	×	×	×

Machines compatibility					
Reference number	570543	570546	653035	570547	570549
Reference number with bolted wearplate (WP)	-	-	52000489	570548	52610570
Skid Steer Carriage reference	52658300	-	-	-	-
ALT950	-	-	-	X	-
MLA-T 533-145 V+ - ST5	-	-	-	X	-
MLT 420-60 H	X	-	-	-	-
MLT 625-75 H	-	X	X	-	-
MLT 630-115	-	-	-	X	X
MLT 630-115 V	-	-	-	X	X
MLT 630-115 V CP	-	-	-	X	X
MLT 635-130 PS+	-	-	-	X	-
MLT 635-140 V+	-	-	-	X	-
MLT 730-115 V	-	-	-	X	X
MLT 730-115 V CP	-	-	-	X	X
MLT 733-115 LSU	-	-	-	X	X
MLT 737-130 PS+	-	-	-	X	X
MLT 741-130 PS+	-	-	-	X	X
MLT 741-140 V+	-	-	-	X	X
MLT-X 625-75 H	-	X	X	-	-
MLT-X 732	-	-	-	X	-
MLT-X 735 T LSU	-	-	-	X	-
MLT-X 735 T LSU (70 KW)	-	-	-	X	-
MLT-X 737-130 PS+	-	-	-	X	X
MLT-X 1035 LT LSU	-	-	-	X	-

MANDATORY MACHINE EQUIPMENT: ×

	CBA 2000 / 2450	CBA 2000L / 2250	CBA 2500L / 2450	CBA 3000 / 2500
Distance to center of gravity (mm)	485	664	537	583
Capacity (kg)	2010	1970	2526	3023
Heaped capacity (l)	2010	1970	2526	3023
Struck capacity (l)	1484	1456	1916	2342
Overall weight (kg)	557	585	675	753
Overall height (mm)	1150	1104	1250	1314
Overall length (mm)	1204	1422	1497	1733
Width (mm)	2450	2250	2450	2500
Machine Equipment	×	×	×	×

Machines compatibility				
Reference number	570551	790540	570553	570555
Reference number with bolted wearplate (WP)	570552	790541	570554	500701
Skid Steer Carriage reference	-	-	-	-
ALT950	X	X	-	-
MLA-T 533-145 V+ - ST5	X	X	-	-
MLT 630-115	X	X	-	-
MLT 630-115 V	X	X	-	-
MLT 630-115 V CP	X	X	-	-
MLT 635-130 PS+	X	-	X	-
MLT 635-140 V+	X	-	X	-
MLT 730-115 V	X	X	-	-
MLT 730-115 V CP	X	X	-	-
MLT 733-115 LSU	X	X	X	-
MLT 737-130 PS+	X	X	X	X
MLT 741-130 PS+	X	X	X	X
MLT 741-140 V+	X	X	X	X
MLT 841-145 PS+	X	-	X	X
MLT 850-145 V+	-	-	X	X
MLT 940-140 V+	X	-	X	X
MLT 1041-145 PS+L	X	-	X	X
MLT-X 732	X	-	X	-
MLT-X 735 T LSU	X	-	X	-
MLT-X 735 T LSU (70 KW)	-	-	X	-
MLT-X 737-130 PS+	X	X	X	-
MLT-X 741 T LSU	X	-	X	X
MLT-X 841 - 145 PS+	X	-	X	X
MLT-X 850-145 V+	-	-	X	X
MLT-X 1035 LT LSU	-	-	X	-
MLT-X 1041-145 PS+L	X	-	X	X

MANDATORY MACHINE EQUIPMENT: ×




AGRICULTURAL MULTIFUNCTION GRAB BUCKET - FO









- Forged teeth -FO.
- Handling materials with a density $\leq 1000 \text{ kg/m}^3$.
- Dismountable sides, spill guard and 500 HB bolt-on cutting edge standard.
- Reinforced construction (base, blade and grab).
- Nitritized cylinders, all pins with "construction type" mounting.

- Robust and versatile bucket suitable for dairy use and different AG applications.
- Complete opening $>90^\circ$ and powerful jaw allows working flush with walls.
- Perfect for handling wet manure, silage...
- Must-have tool for livestock farm.

[The 3D picture at the top of this page is the reference BG 2450 / 1700 FO - 52549810].



	BG 1500 / 850 FO	BG 1850 / 1050 FO	BG 2100 / 1200 FO	BG 2300 / 1350 FO	BG 2450 / 1400 FO	BG 2450 / 1700 FO
Distance to center of gravity (mm)	421	435	396	408	407	-
Capacity (kg)	850	1059	1200	1335	1426	1695
Heaped capacity (l)	850	1059	1200	1335	1426	1695
Struck capacity (l)	521	650	740	813	868	1150
Overall weight (kg)	560	636	720	763	803	870
Overall length (mm)	1238	1263	1256	1256	1256	1367
Width (mm)	1500	1850	2100	2300	2450	2450
Closed grab height (mm)	1039	1033	1033	1031	1033	1124
Opened grab height (mm)	1675	1675	1675	1675	1675	1886
Machine Equipment						
Teeth	6	7	8	9	10	11
Fork spread minimum (mm)	265	265	263	255	242	219
Fork spread maximum (mm)	266	265	263	255	244	219
Bolted wearplate (LDR)	Standard	Standard	Standard	Standard	Standard	Standard
Wear plate hardness	500	500	500	500	500	500

Machines compatibility						
Reference number	52651958	52647327	52647329	52647331	52647333	52549810
Skid Steer Carriage reference	52651957	-	-	-	-	-
ALT950	-	-	-	X	X	X
MLA-T 533-145 V+ - ST5	-	-	-	X	X	X
MLT 420-60 H	X	-	-	-	-	-
MLT 625-75 H	-	X	-	-	-	-
MLT 630-115	-	-	X	X	X	X
MLT 630-115 V	-	-	X	X	X	X
MLT 630-115 V CP	-	-	X	X	X	X
MLT 635-130 PS+	-	-	-	-	X	X
MLT 635-140 V+	-	-	-	-	X	X
MLT 730-115 V	-	-	X	X	X	X
MLT 730-115 V CP	-	-	X	X	X	X
MLT 733-115 LSU	-	-	-	-	X	X
MLT 737-130 PS+	-	-	-	-	X	X
MLT 741-130 PS+	-	-	-	-	X	X
MLT 741-140 V+	-	-	-	-	X	X
MLT 841-145 PS+	-	-	-	-	X	X
MLT 850-145 V+	-	-	-	-	-	X
MLT 940-140 V+	-	-	-	-	X	X
MLT 1041-145 PS+L	-	-	-	-	X	X
MLT-X 625-75 H	-	X	-	-	-	-
MLT-X 732	-	-	-	-	X	-
MLT-X 735 T LSU	-	-	-	-	X	X
MLT-X 737-130 PS+	-	-	-	-	X	X
MLT-X 741 T LSU	-	-	-	-	X	X
MLT-X 841 - 145 PS+	-	-	-	-	X	X
MLT-X 850-145 V+	-	-	-	-	-	X

[BG 1500 / 850 FO](#)
[BG 1850 / 1050 FO](#)
[BG 2100 / 1200 FO](#)
[BG 2300 / 1350 FO](#)
[BG 2450 / 1400 FO](#)
[BG 2450 / 1700 FO](#)

Machines compatibility						
MLT-X 1041-145 PS+L	-	-	-	-	X	X

MANDATORY MACHINE EQUIPMENT:  



AGRICULTURAL MULTIFUNCTION GRAB BUCKET - WE



- Welded teeth -WE.
- Handling materials with a density $\leq 1000\text{kg/m}^3$.
- Dismountable sides, spill guard and 500HB bolt-on cutting edge standard.
- Reinforced construction (base, blade and grab).
- Nitritized cylinders, all pins with "construction type" mounting.

[The 3D picture at the top of this page is the reference BG 1850 / 1050 DA WE - 52647326].

- Robust and versatile bucket suitable for dairy use and different AG applications.
- Complete opening $>90^\circ$ and powerful jaw allows working flush with walls.
- Perfect for handling wet manure, silage....
- Must-have tool for livestock farm.



	BG 1500 / 600 WE	BG 1500 / 850 WE	BG 1850 / 1050 DA WE	BG 2100 / 1200 WE	BG 2300 / 1350 WE	BG 2450 / 1400 WE	BG 2450 / 1700 WE
Distance to center of gravity (mm)	357	440	450	412	413	418	1021
Capacity (kg)	550	850	1059	1200	1335	1426	1695
Heaped capacity (l)	550	850	1059	1200	1335	1426	1695
Struck capacity (l)	340	521	650	740	813	868	1150
Overall weight (kg)	382	580	696	745	785	813	895
Overall length (mm)	1142	1263	1288	1280	1280	1280	1377
Width (mm)	1500	1500	1850	2100	2300	2450	2450
Closed grab height (mm)	798	1039	1033	1032	1031	1033	1124
Opened grab height (mm)	1450	1777	1776	1776	1776	1776	1979
Machine Equipment	☞☞	☞☞	☞☞	☞☞	☞☞	☞☞	☞☞
Teeth	6	6	7	8	8	8	9
Fork spread minimum (mm)	278	280	285	280	309	330	289
Fork spread maximum (mm)	280	280	285	280	309	330	289
Bolted wearplate (LDR)	Standard	Standard	Standard	Standard	Standard	Standard	Standard
Wear plate hardness	500	500	500	500	500	500	500

Machines compatibility

Reference number	-	52651959	52647326	52647328	52647330	52647332	52549720
Skid Steer Carriage reference	-	52651960	-	-	-	-	-
All-Tach®	52736705	-	-	-	-	-	-
4 point Carriage	52742062	-	-	-	-	-	-
Euro Carriage	52742063	-	-	-	-	-	-
ALT950	-	-	-	-	X	X	X
GCT 3-14	X	-	-	-	-	-	-
GCT 3-14	X	-	-	-	-	-	-
GCT 3-14+	X	-	-	-	-	-	-
GCT 3-14 +	X	-	-	-	-	-	-
MLA-T 533-145 V+ - ST5	-	-	-	-	X	X	X
MLT 420-60 H	-	X	-	-	-	-	-
MLT 625-75 H	-	-	X	-	-	-	-
MLT 630-115	-	-	-	X	X	X	-
MLT 630-115 V	-	-	-	X	X	X	-
MLT 630-115 V CP	-	-	-	X	X	X	-
MLT 635-130 PS+	-	-	-	-	-	X	X
MLT 635-140 V+	-	-	-	-	-	X	X
MLT 730-115 V	-	-	-	X	X	X	-
MLT 730-115 V CP	-	-	-	X	X	X	-
MLT 733-115 LSU	-	-	-	-	-	X	X
MLT 737-130 PS+	-	-	-	-	-	X	X
MLT 841-145 PS+	-	-	-	-	-	X	X
MLT 850-145 V+	-	-	-	-	-	-	X
MLT 940-140 V+	-	-	-	-	-	X	X
MLT 1041-145 PS+L	-	-	-	-	-	X	X
MLT-X 625-75 H	-	-	X	-	-	-	-
MLT-X 732	-	-	-	-	-	X	-

BG 1500 / 600 WE	BG 1500 / 850 WE	BG 1850 / 1050 DA WE	BG 2100 / 1200 WE	BG 2300 / 1350 WE	BG 2450 / 1400 WE	BG 2450 / 1700 WE
---------------------	---------------------	-------------------------	----------------------	----------------------	----------------------	----------------------

Machines compatibility							
MLT-X 735 T LSU	-	-	-	-	-	X	X
MLT-X 737-130 PS+	-	-	-	-	-	X	X
MLT-X 741 T LSU	-	-	-	-	-	X	X
MLT-X 841 - 145 PS+	-	-	-	-	-	X	X
MLT-X 850-145 V+	-	-	-	-	-	-	X
MLT-X 1041-145 PS+L	-	-	-	-	-	X	X
ULM 412 H	X	-	-	-	-	-	-
ULM 412 H	X	-	-	-	-	-	-
ULM 415 H	X	-	-	-	-	-	-
ULM 415 H	X	-	-	-	-	-	-

MANDATORY MACHINE EQUIPMENT: 




BUCKET 4 IN 1



- 4 in 1 bucket suitable for handling materials with a density $\leq 2,1$.
- Rear bolted counter blade dedicated to levelling.
- Claws fitted on the mobile part's back side help handling cylindrical objects such as poles, tubes etc.
- Reinforced structure (base, blade and sides).

[The 3D picture at the top of this page is the reference B4x1 340 / 1500 - 52707200].

- Versatile and very robust bucket.
- Designed for executing different works :
 - > Loading and unloading operations
 - > Levelling grounds
 - > Backfilling trenches
 - > Object clamping



	B4x1 340 / 1500	CB4x1 400L / 1500	CB4x1 700L / 1950	CB4x1 850L / 2300	CB4x1 900L / 2450
Distance to center of gravity (mm)	310	439	364	374	380
Capacity (kg)	705	844	1470	1783	1888
Heaped capacity (l)	336	402	700	849	899
Struck capacity (l)	263	313	524	628	672
Overall weight (kg)	341	535	608	682	714
Overall height (mm)	855	899	890	890	890
Overall length (mm)	976	1106	1107	1107	1110
Width (mm)	1525	1525	1950	2300	2450
Machine Equipment	☞☞	☞☞	☞☞	☞☞	☞☞
Teeth	4	4	5	6	7

Machines compatibility					
Reference number	-	52551750	751402	751401	751465
Reference number TSDL	-	-	-	52000367	52000368
Skid Steer Carriage reference	52707200	52000785	-	-	-
4 point Carriage	52742064	-	-	-	-
Euro Carriage	52742065	-	-	-	-
GCT 3-14	X	-	-	-	-
GCT 3-14 +	X	-	-	-	-
MLT 420-60 H	-	X	-	-	-
MLT 625-75 H	-	-	X	-	-
MLT 635-130 PS+	-	-	-	-	X
MLT 635-140 V+	-	-	-	-	X
MLT 733-115 LSU	-	-	-	-	X
MLT 737-130 PS+	-	-	-	-	X
MLT 741-130 PS+	-	-	-	-	X
MLT 741-140 V+	-	-	-	-	X
MLT 841-145 PS+	-	-	-	-	X
MLT 850-145 V+	-	-	-	-	X
MLT 940-140 V+	-	-	-	-	X
MLT 1041-145 PS+L	-	-	-	-	X
MLT-X 625-75 H	-	-	X	-	-
MLT-X 735 T LSU	-	-	-	-	X
MLT-X 737-130 PS+	-	-	-	-	X
MLT-X 841 - 145 PS+	-	-	-	-	X
MLT-X 850-145 V+	-	-	-	-	X
MLT-X 1041-145 PS+L	-	-	-	-	X
MT 420 H	-	X	-	-	-
MT 625 e	-	-	X	-	-
MT 625 H	-	-	X	-	-
MT 625 H Comfort	-	-	X	-	-
MT 625 HA	-	-	X	-	-
MT 730 H	-	-	X	-	-
MT 735 75D ST5	-	-	-	X	X
MT 930 H	-	-	X	-	-

B4x1 340 / 1500	CB4x1 400L / 1500	CB4x1 700L / 1950	CB4x1 850L / 2300	CB4x1 900L / 2450
-----------------	-------------------	-------------------	-------------------	-------------------

Machines compatibility				
MT 930 HA	-	-	X	-
MT 935 75D ST5	-	-	-	X
MT 1135 75 D	-	-	-	X
MT 1135 H 100D	-	-	-	X
MT 1335 75D ST5	-	-	-	X
MT 1335 100D ST5	-	-	-	X
MT 1335 H 75D ST5	-	-	-	X
MT 1335 H 100D ST5	-	-	-	X
MT 1335 HA 75D ST5	-	-	-	X
MT 1335 HA 100D ST5	-	-	-	X
MT 1440 A	-	-	-	X
MT 1440 A ST5	-	-	-	X
MT 1440 easy ST5	-	-	-	X
MT 1440 HA	-	-	-	X
MT 1440 HA ST5	-	-	-	X
MT 1440 ST5	-	-	-	X
MT 1840 A 100D ST5 S1	-	-	-	X
MT 1840 A	-	-	-	X
MT 1840 easy ST5	-	-	-	X
MT 1840 HA	-	-	-	X
MT 1840 HA	-	-	-	X
MT 1840 ST5	-	-	-	X
MT-X 420 H	-	X	-	-
MT-X 625 H	-	-	X	-
MT-X 733	-	-	-	X
MT-X 1033	-	-	-	X
MT-X 1440	-	-	-	X
MT-X 1440 A	-	-	-	X
MT-X 1840	-	-	-	X
MT-X 1840 A	-	-	-	X
MXT 840 K	-	-	-	X
MXT 840 P	-	-	-	X
MXT 1740 K	-	-	-	X
MXT 1740 P	-	-	-	X
RS 4-14 Gen: 3	-	X	-	-
ULM 412 H	X	-	-	-
ULM 412 H	X	-	-	-
ULM 415 H	X	-	-	-
ULM 415 H	X	-	-	-

MANDATORY MACHINE EQUIPMENT: 



BUCKET 4 IN 1 (COMPACT MACHINES)










- Increased component protection.
- Wear blades and reinforcements in 400 HB steel for more resistance
- Designed for all construction applications.
- Versatile use: handles bulk material, pushes, grabs etc.

	B4x1 920 / 170	B4x1 1080 / 170	B4x1 1080 / 210	B4x1 1380 / 270	B4x1 1380 / 300	B4x1 1520 / 330	B4x1 1550 / 340
Heaped capacity (l)	170	170	210	270	300	330	340
Overall weight (kg)	170	180	180	212	250	253	260
Overall height (mm)	713	713	713	713	721	721	721
Width (mm)	920	1080	1080	1380	1380	1520	1550
Depth (mm)	671	770	671	770	730	730	730
Machine Equipment							

Machines compatibility							
All-Tach® Narrow	N004044	N51502388	-	N004046	-	-	-
All-Tach®	N726014	-	N726016	-	N736018	N736019	N736067
4 point Carriage	N51502389	-	-	N51502391	-	-	-
Euro Carriage	-	-	-	N51502134	-	-	-
1050R	-	-	-	-	X	-	-
1050RT	-	-	-	-	X	-	-
1350R NXT2	-	-	-	-	X	X	X
1350RT	-	-	-	-	X	X	X
1640 E	X	-	X	-	-	-	-
1650RT	-	-	-	-	-	-	X
AL230	-	X	-	X	-	-	-
AL320	-	X	-	X	-	-	-
AL330	-	X	-	X	-	-	-
AL420	-	X	-	X	-	-	-
AL430	-	X	-	X	-	-	-
MLA 2-25 H	-	X	-	X	-	-	-
MLA 3-25 H	-	X	-	X	-	-	-
MLA 3-25 H-C	-	X	-	X	-	-	-
MLA 4-50 H	-	X	-	X	-	-	-
MLA 4-50 H-C	-	X	-	X	-	-	-
R135	-	-	-	-	X	X	-
RT105	-	-	-	-	X	-	-
RT135	-	-	-	-	X	X	X
RT165	-	-	-	-	-	-	X

MANDATORY MACHINE EQUIPMENT:

	B4x1 1650 / 610	B4x1 1680 / 370	B4x1 1680 / 430	B4x1 1760 / 420	B4x1 1760 / 450	B4x1 1800 / 670	B4x1 1830 / 450 (a)
Heaped capacity (l)	610	370	430	420	450	670	450
Overall weight (kg)	470	328	350	385	410	500	420
Overall height (mm)	863	721	767	767	767	863	767
Width (mm)	1650	1680	1680	1760	1760	1800	1830
Depth (mm)	833	730	786	800	786	833	880
Machine Equipment							

Machines compatibility							
All-Tach® Narrow	-	-	-	-	-	-	-
All-Tach®	N51502529	N747018	N51502041	N51502476	N51502042	N51502528	N757024
4 point Carriage	N51502589	-	-	-	-	N51502591	-
Euro Carriage	N51502548	-	-	-	-	N51502550	-
1650R	-	X	-	-	-	-	-
1650RT	-	X	-	-	-	-	-
1850RT	-	-	X	-	X	-	-
1900R	-	X	-	-	-	-	-
2100V	-	X	-	-	-	-	-
2100VT	-	-	X	-	X	-	-
2200R	-	-	-	X	-	-	-
2300V	-	-	-	X	-	-	-
2700V NXT2	-	-	-	-	-	-	X
2750V	-	-	-	X	-	-	X
3300V NXT2	-	-	-	-	-	-	X
AL650	X	-	-	-	-	X	-
AL750	X	-	-	-	-	X	-
MLA 6-65 H-Z	X	-	-	-	-	X	-
R165	-	X	-	-	-	-	-
R220	-	-	-	X	-	-	-
RT165	-	X	-	-	-	-	-
RT185	-	-	X	-	X	-	-
V210 - NEW	-	X	-	-	-	-	-
V330	-	-	-	-	-	-	X
VT210 - NEW	-	-	X	-	X	-	-

MANDATORY MACHINE EQUIPMENT:  

	B4x1 1830 / 450 (b)	B4x1 1850 / 480	B4x1 1880 / 480	B4x1 1950 / 720	B4x1 2140 / 560 (a)	B4x1 2140 / 560 (b)	B4x1 2150 / 800
Heaped capacity (l)	450	480	480	720	560	560	820
Overall weight (kg)	420	420	420	525	475	475	565
Overall height (mm)	767	767	767	863	767	767	863
Width (mm)	1830	1850	1880	1950	2140	2140	2150
Depth (mm)	800	786	786	833	786	786	833
Machine Equipment							

Machines compatibility							
All-Tach® Narrow	-	-	-	-	-	-	-
All-Tach®	N51502478	N51502043	N51502082	N51502527	N700255	N51502044	N51502526
4 point Carriage	-	-	-	N51502593	-	-	N51502595
Euro Carriage	-	-	-	N51502552	-	-	N51502554
1850RT	-	X	-	-	-	-	-
2100V	-	-	X	-	-	-	-
2100VT	-	X	-	-	-	-	-
2150RT	-	X	-	-	-	X	-
2200R	X	-	X	-	-	-	-
2300V	X	-	X	-	-	-	-
2600R	X	-	X	-	-	-	-
2700V NXT2	-	-	X	-	-	-	-
2750V	X	-	X	-	-	-	-
2750VT	-	-	-	-	-	X	-
3300V NXT2	-	-	X	-	X	-	-
4200V	-	-	X	-	X	-	-
AL650	-	-	-	X	-	-	X
AL750	-	-	-	X	-	-	X
MLA 6-65 H-Z	-	-	-	X	-	-	X
R220	X	-	X	-	-	-	-
R260	X	-	X	-	-	-	-
RT185	-	X	-	-	-	-	-
RT215	-	X	-	-	-	X	-
V210 - NEW	-	-	X	-	-	-	-
V330	-	-	X	-	X	-	-
VT210 - NEW	-	X	-	-	-	-	-
VT275 - NEW	-	-	-	-	-	X	-








MANDATORY MACHINE EQUIPMENT:



BUCKET 4 IN 1 WITH TEETH (COMPACT MACHINES)










- HD bolted teeth for more digging efficiency.
- Wear blades and reinforcements in 400 HB steel for more resistance.
- Designed for all construction applications.
- Versatile use: handles bulk material, pushes, grabs etc.

	B4x1 920 / 170 T (a)	B4x1 1080 / 210 T	B4x1 1380 / 270 T	B4x1 1380 / 300 T	B4x1 1520 / 330 T	B4x1 1550 / 340 T	B4x1 1650 / 610 T
Heaped capacity (l)	170	210	270	300	330	340	610
Overall weight (kg)	175	180	219	250	253	260	482
Overall height (mm)	713	713	713	721	721	721	863
Width (mm)	920	1080	1380	1380	1520	1550	1650
Depth (mm)	870	671	870	730	730	730	933
Machine Equipment							
Teeth	5	6	7	7	7	7	8







Machines compatibility							
All-Tach® Narrow	N004068	-	N004070	-	-	-	-
All-Tach®	N726015	N726017	-	N736020	N736021	N736068	N51502525
4 point Carriage	N51502392	-	N51502394	-	-	-	N51502590
Euro Carriage	-	-	N51502137	-	-	-	N51502549
1050R	-	-	-	X	-	-	-
1050RT	-	-	-	X	-	-	-
1350R NXT2	-	-	-	X	X	X	-
1350RT	-	-	-	X	X	X	-
1640 E	X	X	-	-	-	-	-
1650RT	-	-	-	-	-	X	-
AL230	-	-	X	-	-	-	-
AL320	-	-	X	-	-	-	-
AL330	-	-	X	-	-	-	-
AL420	-	-	X	-	-	-	-
AL430	-	-	X	-	-	-	-
AL650	-	-	-	-	-	-	X
AL750	-	-	-	-	-	-	X
MLA 2-25 H	-	-	X	-	-	-	-
MLA 3-25 H	-	-	X	-	-	-	-
MLA 3-25 H-C	-	-	X	-	-	-	-
MLA 4-50 H	-	-	X	-	-	-	-
MLA 4-50 H-C	-	-	X	-	-	-	-
MLA 6-65 H-Z	-	-	-	-	-	-	X
R135	-	-	-	X	-	X	-
RT105	-	-	-	X	-	-	-
RT135	-	-	-	X	X	X	-
RT165	-	-	-	-	-	X	-

MANDATORY MACHINE EQUIPMENT: 

	B4x1 1680 / 370 T	B4x1 1680 / 430 T	B4x1 1760 / 420 T	B4x1 1760 / 450 T	B4x1 1800 / 670 T	B4x1 1830 / 450 T (a)	B4x1 1830 / 450 T (b)
Heaped capacity (l)	370	430	420	450	670	450	450
Overall weight (kg)	328	350	385	410	514	420	420
Overall height (mm)	721	767	767	767	863	767	767
Width (mm)	1680	1680	1760	1760	1800	1830	1830
Depth (mm)	730	786	800	786	933	800	800
Machine Equipment							
Teeth	8	8	8	8	9	9	9

Machines compatibility							
All-Tach® Narrow	-	-	-	-	-	-	-
All-Tach®	N747019	N51502045	N51502477	N51502046	N51502524	N757025	N51502479
4 point Carriage	-	-	-	-	N51502592	-	-
Euro Carriage	-	-	-	-	N51502551	-	-
1650R	X	-	-	-	-	-	-
1650RT	X	-	-	-	-	-	-
1850RT	-	X	-	X	-	-	-
1900R	X	-	-	-	-	-	-
2100V	X	-	-	-	-	-	X
2100VT	-	X	-	X	-	-	-
2200R	-	-	X	-	-	-	X
2300V	-	-	X	-	-	-	X
2600R	-	-	-	-	-	-	X
2700V NXT2	-	-	-	-	-	X	-
2750V	-	-	X	-	-	X	X
3300V NXT2	-	-	-	-	-	X	-
AL650	-	-	-	-	X	-	-
AL750	-	-	-	-	X	-	-
MLA 6-65 H-Z	-	-	-	-	X	-	-
R165	X	-	-	-	-	-	-
R220	-	-	X	-	-	-	X
R260	-	-	-	-	-	-	X
RT165	X	-	-	-	-	-	-
RT185	-	X	-	X	-	-	-
V210 - NEW	X	-	-	-	-	-	X
V330	-	-	-	-	-	X	-
VT210 - NEW	-	X	-	X	-	-	-

MANDATORY MACHINE EQUIPMENT: 

	B4x1 1850 / 480 T	B4x1 1880 / 480 T	B4x1 1950 / 720 T	B4x1 2140 / 560 T (a)	B4x1 2140 / 560 T (b)	B4x1 2150 / 800 T
Heaped capacity (l)	480	480	720	560	560	820
Overall weight (kg)	420	420	540	475	475	572
Overall height (mm)	767	767	863	767	767	863
Width (mm)	1850	1880	1950	2140	2140	2150
Depth (mm)	786	786	933	786	786	933
Machine Equipment						
Teeth	9	9	10	11	11	11

Machines compatibility						
All-Tach® Narrow	-	-	-	-	-	-
All-Tach®	N51502047	N51502083	N51502523	N700256	N51502048	N51502522
4 point Carriage	-	-	N51502594	-	-	N51502596
Euro Carriage	-	-	N51502553	-	-	N51502555
1850RT	X	-	-	-	-	-
2100VT	X	-	-	-	-	-
2150RT	X	-	-	-	X	-
2200R	-	X	-	-	-	-
2300VT	X	-	-	-	-	-
2600R	-	X	-	-	-	-
2700V NXT2	-	X	-	-	-	-
2750VT	-	-	-	-	X	-
3300V NXT2	-	X	-	X	-	-
4200V	-	-	-	X	-	-
AL650	-	-	X	-	-	-
AL750	-	-	X	-	-	X
MLA 6-65 H-Z	-	-	X	-	-	-
R220	-	X	-	-	-	-
R260	-	X	-	-	-	-
RT185	X	-	-	-	-	-
RT215	X	-	-	-	X	-
V330	-	X	-	X	-	-
VT210 - NEW	X	-	-	-	-	-
VT230 - NEW	X	-	-	-	-	-
VT275 - NEW	-	-	-	-	X	-

MANDATORY MACHINE EQUIPMENT: 



CONCRETE MIXING BUCKET



- Capacity 500 L.
- Bolt-on mixing blades in abrasion-resistant steel.
- Equipped with a electric cable reel: can work even with the machine without an electric plug on the boom head.
- Bag openers on the cover.
- 1.5 m flexible tube (standard) for better unloading control.
- Lateral distribution controlled hydraulically, that ensures maximum users safety.

- Durable bucket designed for an intensive use.
- Bag openers on the cover.
- A mixture ready to use in 3 minutes.
- Adapted to dry mixtures.
- Replaceable mixing blades for low running costs.
- Double concrete flow: can mix during long minutes without requiring any change of the mixing direction

[The 3D picture at the top of this page is the reference BMC 500 - 757637].



BMC 500

Capacity (kg)	1050
Heaped capacity (l)	500
Overall weight (kg)	650
Overall height (mm)	1120
Overall length (mm)	1130
Width (mm)	1750
Machine Equipment	 + 
Flexible tube	Yes

Machines compatibility

Reference number	757637
MRT 2260 e	X
MRT 2660 e	X
MT 1440 A	X
MT 1440 HA	X
MT 1840 A	X
MT 1840 easy ST5	X
MT 1840 HA	X
MT-X 1440	X
MT-X 1440 A	X
MT-X 1840	X
MT-X 1840 A	X

MANDATORY MACHINE EQUIPMENT:  + 



CONSTRUCTION BUCKET



- Wide range of bucket capacities from 500L to 1500L.
- Construction bucket suitable for handling materials with a density $\leq 2,1$.
- Bucket equipped with interchangeable teeth for better longevity.
- Bucket to be used on machines equipped with an integrated side shift carriage ("TSDL").
- Durable bucket designed for an intensive use: digging, soil or rubble handling applications.
- Specially created for building site and earthwork.
- Very rigid structure that ensures excellent bucket longevity.
- Bucket fitted with teeth made for an easy and powerful penetration on earth.



	CBC 500L / 1500	CBC 650L / 1850	CBC 700L / 1950	CBC 750L / 2100	CBC 800L / 2250	CBC 900L / 2450	CBC 1000L / 2500	CBC 1500L / 2500
Distance to center of gravity (mm)	360	360	360	360	355	365	377	373
Capacity (kg)	1090	1419	1461	1613	1709	1875	2100	3150
Heaped capacity (l)	519	676	696	768	814	893	1000	1500
Struck capacity (l)	435	541	574	616	666	728	760	1159
Overall weight (kg)	280	320	330	345	366	391	693	669
Overall height (mm)	810	810	810	810	810	810	805	957
Overall length (mm)	1048	1048	1048	1048	1026	1026	1001	1201
Width (mm)	1500	1850	1950	2100	2250	2450	2500	2500
Machine Equipment	×	×	×	×	×	×	×	×
Teeth	4	6	6	6	6	8	8	8
Fork spread minimum (mm)	290	257	271	293	314	266	266	266

Machines compatibility

Reference number	654474	654473	654472	654475	654471	654470	-	-
Reference number TSDL	-	-	-	-	52000363	52000364	-	-
Skid Steer Carriage reference	52000784	-	-	-	-	-	-	-
MLT 420-60 H	X	-	-	-	-	-	-	-
MLT 630-115	-	-	-	X	X	-	-	-
MLT 630-115 V	-	-	-	X	X	-	-	-
MLT 630-115 V CP	-	-	-	X	X	-	-	-
MLT 635-130 PS+	-	-	-	-	-	X	-	-
MLT 635-140 V+	-	-	-	-	-	X	-	-
MLT 730-115 V	-	-	-	X	X	-	-	-
MLT 730-115 V CP	-	-	-	X	X	-	-	-
MLT 733-115 LSU	-	-	-	-	-	X	-	-
MLT 737-130 PS+	-	-	-	-	-	X	-	-
MLT 741-130 PS+	-	-	-	-	X	X	-	-
MLT 741-140 V+	-	-	-	-	X	X	-	-
MLT 841-145 PS+	-	-	-	-	-	X	-	-
MLT 850-145 V+	-	-	-	-	-	X	-	-
MLT 1041-145 PS+L	-	-	-	-	-	X	-	-
MLT-X 732	-	-	-	-	-	X	-	-
MLT-X 735 T LSU	-	-	-	-	-	X	-	-
MLT-X 737-130 PS+	-	-	-	-	-	X	-	-
MLT-X 841 - 145 PS+	-	-	-	-	-	X	-	-
MLT-X 850-145 V+	-	-	-	-	-	X	-	-
MLT-X 1041-145 PS+L	-	-	-	-	-	X	-	-
MT 420 H	X	-	-	-	-	-	-	-
MT 625 e	-	X	-	-	-	-	-	-
MT 625 H	-	X	-	-	-	-	-	-
MT 625 H Comfort	-	X	-	-	-	-	-	-
MT 625 HA	-	X	-	-	-	-	-	-
MT 730 H	-	-	X	-	-	-	-	-
MT 735 75D ST5	-	-	-	-	X	X	-	-

CBC 500L / 1500	CBC 650L / 1850	CBC 700L / 1950	CBC 750L / 2100	CBC 800L / 2250	CBC 900L / 2450	CBC 1000L / 2500	CBC 1500L / 2500
--------------------	--------------------	--------------------	--------------------	--------------------	--------------------	---------------------	---------------------

Machines compatibility								
MT 930 H	-	-	X	-	-	-	-	-
MT 930 HA	-	-	X	-	-	-	-	-
MT 935 75D ST5	-	-	-	-	X	X	-	-
MT 1135 75 D	-	-	-	-	X	X	-	-
MT 1135 H 100D	-	-	-	-	X	X	-	-
MT 1335 75D ST5	-	-	-	-	X	X	-	-
MT 1335 100D ST5	-	-	-	-	X	X	-	-
MT 1335 H 75D ST5	-	-	-	-	X	X	-	-
MT 1335 H 100D ST5	-	-	-	-	X	X	-	-
MT 1335 HA 75D ST5	-	-	-	-	X	X	-	-
MT 1335 HA 100D ST5	-	-	-	-	X	X	-	-
MT 1440 A	-	-	X	-	X	X	-	-
MT 1440 HA	-	-	X	-	X	X	-	-
MT 1840 A	-	-	-	-	X	X	-	-
MT 1840 HA	-	-	-	-	X	X	-	-
MT-X 420 H	X	-	-	-	-	-	-	-
MT-X 625 H	-	X	-	-	-	-	-	-
MT-X 733	-	-	-	-	-	X	-	-
MT-X 1033	-	-	-	-	X	X	-	-
MT-X 1440	-	-	X	-	X	X	-	-
MT-X 1440 A	-	-	X	-	X	X	-	-
MT-X 1840	-	-	-	-	X	X	-	-
MT-X 1840 A	-	-	-	-	X	X	-	-
MXT 840 K	-	-	-	-	-	X	-	-
MXT 840 P	-	-	-	-	-	X	-	-
MXT 1740 K	-	-	-	-	-	X	-	-
MXT 1740 P	-	-	-	-	-	X	-	-
Reference number E-RECO	-	-	-	-	-	-	939163	939164
MHT 790 ST5	-	-	-	-	-	-	X	X
MHT-X 790 Mining	-	-	-	-	-	-	-	X
MHT-X 790 ST3A	-	-	-	-	-	-	X	X

MANDATORY MACHINE EQUIPMENT: ✕



ENVIRONMENT BUCKET



- Extensive use of high resistance steel: body made of S355 steel, side knives, 500 HB lower wear pads and bolt-on blades, etc.
- 3° angle between the bolt-on blade & the bucket's floor for more longevity.
- Massive structure adapted to the recycling conditions (carriage, bottom, body etc.).
- Integrated spill guard to limit material loss while traveling.

[The 3D picture at the top of this page is the reference CBA 2500 / 3200 EN - 52000125].

- Bucket developed for a severe, daily use.
- Ideal attachment for the handling of bulk materials (paper, crushed green waste, etc.).
- Flat bottom for an easy penetration in the waste pit & an efficient unloading.
- Max. material density: 1000 kg/m³.



	BEN 2500 / 3000 WP	CBA 2450 / 2200 EN	CBA 2500 / 3200 EN
Distance to center of gravity (mm)	679	642	652
Capacity (kg)	2900	2224	3197
Heaped capacity (l)	2900	2224	3197
Struck capacity (l)	2300	1371	2485
Overall weight (kg)	1030	911	1110
Overall height (mm)	1323	1223	1435
Overall length (mm)	1746	1487	1726
Width (mm)	2500	2450	2500
Machine Equipment	×	×	×
Bolted wearplate (LDR)	Standard	Standard	Standard
Wear plate hardness	500	500	500

Machines compatibility

Reference number	52736126	52000524	52000125
ALT950	-	X	-
MLA-T 533-145 V+ - ST5	-	X	-
MLT 635-130 PS+	-	X	-
MLT 635-140 V+	-	X	-
MLT 733-115 LSU	-	X	-
MLT 737-130 PS+	-	X	-
MLT 741-130 PS+	-	X	-
MLT 741-140 V+	-	X	-
MLT 841-145 PS+	-	X	-
MLT 850-145 V+	X	-	X
MLT 961-160 V+ L	-	-	X
MLT 1041-145 PS+L	-	X	-
MLT-X 737-130 PS+	-	X	-
MLT-X 741 T LSU	-	X	-
MLT-X 841 - 145 PS+	-	X	-
MLT-X 850-145 V+	X	-	X
MLT-X 961-160 V+ L	-	-	X
MLT-X 1041-145 PS+L	-	X	-

MANDATORY MACHINE EQUIPMENT: ×







ENVIRONMENT GRAB BUCKET



- Strong welded teeth.
- Handling bulk materials with a density ≤ 1000 kg/m³.
- 500 HB bolted cutting edge.
- Additional welded plate on grab's teeth (WB: Welded Blade reference).
- Additional cutting blade, for paper applications, on grab's teeth (WBP: Welded Blade Paper reference).
- Allows a massive work output in waste handling.
- Ideal attachment for the handling of bulk materials (paper, crushed green waste, etc.).
- Perfect for work on concrete, asphalt etc.
- Reinforced bucket for intensive waste applications.

[The 3D picture at the top of this page is the reference CBG 2450 / 1600 EN - 52000563].

	CBG 2450 / 1600 EN	CBG 2450 / 1600 EN WB	CBG 2480 / 2200 EN	CBG 2480 / 2200 EN WBP
Distance to center of gravity (mm)	-	609	652	652
Capacity (kg)	1568	1568	2200	2200
Heaped capacity (l)	1568	1568	2200	2200
Struck capacity (l)	1262	1262	1500	1500
Overall weight (kg)	926	947	1300	1340
Overall length (mm)	1259	1259	1545	1545
Width (mm)	2450	2450	2480	2480
Opened grab height (mm)	1868	1868	2390	2390
Machine Equipment				
Teeth	10	10	5	5
Bolted wearplate (LDR)	Standard	Standard	Standard	Standard
Wear plate hardness	500	500	500	500

Machines compatibility

Reference number	52000563	52000766	790657	52704532
ALT950	X	-	-	-
MHT 790 ST5	-	-	X	X
MHT-X 790 ST3A	-	-	X	X
MLA-T 533-145 V+ - ST5	X	-	-	-
MLT 635-130 PS+	X	X	-	-
MLT 635-140 V+	X	X	-	-
MLT 733-115 LSU	X	X	-	-
MLT 737-130 PS+	X	X	-	-
MLT 741-130 PS+	X	X	-	-
MLT 741-140 V+	X	X	-	-
MLT 841-145 PS+	X	X	-	-
MLT 850-145 V+	X	-	X	X
MLT 961-160 V+ L	-	-	X	X
MLT 1041-145 PS+L	X	X	-	-
MLT-X 737-130 PS+	X	X	-	-
MLT-X 741 T LSU	X	-	-	-
MLT-X 841 - 145 PS+	X	X	-	-
MLT-X 850-145 V+	X	-	X	X
MLT-X 961-160 V+ L	-	-	X	X
MLT-X 1041-145 PS+L	X	X	-	-

MANDATORY MACHINE EQUIPMENT: 




GENERAL PURPOSE BUCKET



- Wide range of bucket capacities from 600 L.
- Recovery bucket suitable for handling materials with a density $\leq 2,1$.
- Reinforced structure (base, blade, sides).
- Optional "LDR" 500 HB bolt-on wear plate.
- TSDL : Bucket to be used on machines equipped with an integrated side shift carriage.
- Note: road circulation kit mandatory in Italy. Contact your dealer.
- General purpose attachment for a daily use.
- Basic attachment for loading and unloading operations.
- Robust and easy to use this bucket meets the needs of very different work fields.
- Ideal bucket for handling bulk materials: sand & gravel, earth, broken glass etc.

[The 3D picture at the top of this page is the reference CBR 730 / 1850 - 52000369].



	CBR 600 / 1500	CBR 730 / 1850	CBR 780 / 1950	CBR 850 / 2100	CBR 900 / 2250	CBR 1000 / 2450	CBR 1000 / 2500
Capacity (kg)	1224	1543	1634	1770	1898	2079	2100
Heaped capacity (l)	583	735	778	843	904	990	1000
Struck capacity (l)	487	600	663	685	736	804	822
Overall weight (kg)	274	318	328	358	360	381	664
Overall height (mm)	776	794	775	775	775	775	815
Overall length (mm)	845	815	815	838	815	815	960
Width (mm)	1500	1850	1950	2100	2250	2450	2500
Machine Equipment	×	×	×	×	×	×	×
Bolted wearplate (LDR)	Not Standard	Not Standard	Not Standard	Not Standard	Not Standard	Not Standard	Standard

Machines compatibility							
Reference number	570614	571831	570613	653047	653749	654716	-
Reference number with bolted wearplate (WP)	52584881	52000369	-	-	-	52000370	52645107
Reference number TSDL	-	-	-	-	52000365	52000366	-
Skid Steer Carriage reference	52000783	-	-	-	-	-	-
ALT950	-	-	-	-	-	X	-
MLA-T 533-145 V+ - ST5	-	-	-	-	-	X	-
MLT 420-60 H	X	-	-	-	-	-	-
MLT 625-75 H	-	X	-	-	-	-	-
MLT 630-115	-	-	-	X	X	-	-
MLT 630-115 V	-	-	-	X	X	-	-
MLT 630-115 V CP	-	-	-	X	X	-	-
MLT 635-130 PS+	-	-	-	-	-	X	-
MLT 635-140 V+	-	-	-	-	-	X	-
MLT 730-115 V	-	-	-	X	X	-	-
MLT 730-115 V CP	-	-	-	X	X	-	-
MLT 733-115 LSU	-	-	-	-	-	X	-
MLT 737-130 PS+	-	-	-	-	-	X	-
MLT 741-130 PS+	-	-	-	-	-	X	-
MLT 741-140 V+	-	-	-	-	-	X	-
MLT 841-145 PS+	-	-	-	-	-	X	-
MLT 850-145 V+	-	-	-	-	-	X	-
MLT 940-140 V+	-	-	-	-	-	X	-
MLT 961-160 V+ L	-	-	-	-	-	-	X
MLT 1041-145 PS+L	-	-	-	-	-	X	-
MLT-X 625-75 H	-	X	-	-	-	-	-
MLT-X 732	-	-	-	-	-	X	-
MLT-X 735 T LSU	-	-	X	-	X	X	-
MLT-X 735 T LSU (70 KW)	-	-	-	-	-	X	-
MLT-X 737-130 PS+	-	-	-	-	-	X	-
MLT-X 741 T LSU	-	-	-	-	-	X	-
MLT-X 841 - 145 PS+	-	-	-	-	-	X	-
MLT-X 850-145 V+	-	-	-	-	-	X	-
MLT-X 961-160 V+ L	-	-	-	-	-	-	X

CBR 600 / 1500	CBR 730 / 1850	CBR 780 / 1950	CBR 850 / 2100	CBR 900 / 2250	CBR 1000 / 2450	CBR 1000 / 2500
----------------	----------------	----------------	----------------	----------------	-----------------	-----------------

Machines compatibility							
MLT-X 1041-145 PS+L	-	-	-	-	-	X	-
MT 420 H	X	-	-	-	-	-	-
MT 625 e	-	X	-	-	-	-	-
MT 625 H	-	X	-	-	-	-	-
MT 625 H Comfort	-	X	-	-	-	-	-
MT 625 HA	-	X	-	-	-	-	-
MT 730 H	-	-	X	-	-	-	-
MT 735 75D ST5	-	-	-	-	X	X	-
MT 930 H	-	-	X	-	-	-	-
MT 930 HA	-	-	X	-	-	-	-
MT 935 75D ST5	-	-	-	-	X	X	-
MT 1135 75 D	-	-	-	-	X	X	-
MT 1135 H 100D	-	-	-	-	X	X	-
MT 1335 75D ST5	-	-	-	-	X	X	-
MT 1335 100D ST5	-	-	-	-	X	X	-
MT 1335 H 75D ST5	-	-	-	-	X	X	-
MT 1335 H 100D ST5	-	-	-	-	X	X	-
MT 1335 HA 75D ST5	-	-	-	-	X	X	-
MT 1335 HA 100D ST5	-	-	-	-	X	X	-
MT 1440 A	-	-	X	-	X	X	-
MT 1440 A ST5	-	-	-	-	-	X	-
MT 1440 easy ST5	-	-	-	-	-	X	-
MT 1440 HA	-	-	X	-	X	X	-
MT 1440 HA ST5	-	-	-	-	-	X	-
MT 1440 ST5	-	-	-	-	-	X	-
MT 1840 A 100D ST5 S1	-	-	-	-	-	X	-
MT 1840 A	-	-	-	-	X	X	-
MT 1840 easy ST5	-	-	-	-	-	X	-
MT 1840 HA	-	-	-	-	-	X	-
MT 1840 HA	-	-	-	-	X	X	-
MT 1840 ST5	-	-	-	-	-	X	-
MT-X 625 H	-	X	-	-	-	-	-
MT-X 733	-	-	-	-	-	X	-
MT-X 733 Mining	-	-	X	-	X	X	-
MT-X 1033	-	-	-	-	X	X	-
MT-X 1033 Mining	-	-	-	-	X	X	-
MT-X 1033 A Mining	-	-	-	-	X	X	-
MT-X 1440	-	-	X	-	X	X	-
MT-X 1440 A	-	-	X	-	X	X	-
MT-X 1840	-	-	-	-	X	X	-
MT-X 1840 A	-	-	-	-	X	X	-

MANDATORY MACHINE EQUIPMENT: ✕



NEW

GENERAL PURPOSE BUCKET (MHT)



- Strong attachments for a long lasting life.
- 500HB bolted wear plate.
- Note: road circulation kit mandatory in Italy. Contact your dealer.

[The 3D picture at the top of this page is the reference CBR 2000 / 2500 LDR MHT - 52000532].

- High-resistance general purpose buckets adapted to the power of MHT heavy telehandlers.

	CBR 1000 / 2500	CBR 1500 / 2500	CBR 2000 / 2500 LDR MHT
Distance to center of gravity (mm)	462	475	472
Capacity (kg)	2100	3150	4200
Heaped capacity (l)	1000	1500	2000
Struck capacity (l)	822	1218	1810
Overall weight (kg)	693	540	926
Overall height (mm)	794	941	1168
Overall length (mm)	988	1188	1418
Width (mm)	2500	2500	2500
Machine Equipment	✗	✗	✗
Bolted wearplate (LDR)	Standard	Standard	Standard

Machines compatibility			
Reference number E-RECO	939165	939166	52000532
MHT 790 ST5	X	X	-
MHT 10135 ST5	-	-	X
MHT 10160 ST5	-	-	X
MHT 10200 ST5	-	-	X
MHT 11250 ST5	-	-	X
MHT-X 790 Mining	X	X	-
MHT-X 790 ST3A	X	X	-
MHT-X 10135 ST3A	-	-	X
MHT-X 10160 ST3A	-	-	X
MHT-X 10200 ST3A	-	-	X
MHT-X 11250 Mining	-	-	X
MHT-X 11250 ST3A	-	-	X

MANDATORY MACHINE EQUIPMENT: ✗



NEW

GENERAL PURPOSE BUCKET (MRT)



- Bucket dedicated to the handling of all heavy materials (< 2100kg/m³).
- Available with an optional bolt-on wear plate to operate on concrete/ asphalt floor.
- Note: rotating telehandlers are not designed for intensive loading applications or for digging applications.
- Perfect for the handling of sand, gravels etc.
- Designed to suit to MRT's specific boom head position.

	CBR 1000 / 2450 (a)	CBR 1000 / 2450 (b)
Distance to center of gravity (mm)	500	-
Capacity (kg)	2100	2100
Heaped capacity (l)	1000	1000
Overall weight (kg)	415	441
Overall height (mm)	802	820
Overall length (mm)	890	922
Width (mm)	2450	2450
Machine Equipment	✗	✗
Bolted wearplate (LDR)	-	Standard

Machines compatibility		
Reference number E-RECO	921282	923967
MRT 1645 75	X	X
MRT 1645 115	X	X
MRT 1845 75	X	X
MRT 1845 115	X	X
MRT 2145 115	X	X
MRT 2260	X	X
MRT 2260 e	X	X
MRT 2545 115	X	X
MRT 2570	X	X
MRT 2660	X	X
MRT 2660 e	X	X
MRT 3060	X	X
MRT 3570	X	X
MRT 3570 ES	X	X
MRT-X 1645	X	X
MRT-X 1845	X	X
MRT-X 2145	X	X
MRT-X 2260	X	X
MRT-X 2545	X	X
MRT-X 2570	X	X
MRT-X 2660	X	X
MRT-X 3060	X	X
MRT-X 3570	X	X
MRT-X 3570 ES	X	X

MANDATORY MACHINE EQUIPMENT: ✗



NEW

GENERAL PURPOSE BUCKET ESSENTIAL



- Capacity: 400 up to 1000L.
- For material density up to 2100 kg/m³.
- Simplified structure with straight sides.
- Integrated level indicator.
- No side strengthener.
- A bucket for all construction applications.
- Dedicated to heavy bulk: sand, earth, stones, gravels, etc.
- Tested at the R&D Center on high demanding applications.
- Designed and validated by Manitou.

[The 3D picture at the top of this page is the reference BGP 2000 / 800 Essential - 52688160].



	BGP 1500 / 400 Essential	BGP 1850 / 750 Essential	BGP 2000 / 800 Essential	BGP 2300 / 900 Essential	BGP 2450 / 1000 Essential
Distance to center of gravity (mm)	417	422	425	429	434
Capacity (kg)	827	1550	1684	1955	2089
Heaped capacity (l)	394	738	802	931	995
Struck capacity (l)	311	574	622	718	766
Overall weight (kg)	161	326	345	379	397
Overall height (mm)	625	786	786	786	786
Overall length (mm)	812	975	925	975	925
Width (mm)	1500	1850	2000	2300	2450
Depth (mm)	627	817	817	817	817
Machine Equipment	×	×	×	×	×

Machines compatibility					
Reference number	-	52690766	52688160	52690756	52658055
All-Tach®	52702290	-	-	-	-
4 point Carriage	52723638	-	-	-	-
Euro Carriage	52723639	-	-	-	-
GCT 3-14	X	-	-	-	-
GCT 3-14 +	X	-	-	-	-
MLT 630-115	-	-	X	-	-
MLT 630-115 V	-	-	X	-	-
MLT 630-115 V CP	-	-	X	-	-
MLT 635-130 PS+	-	-	-	-	X
MLT 635-140 V+	-	-	-	-	X
MLT 730-115 V	-	-	X	-	-
MLT 730-115 V CP	-	-	X	-	-
MLT 733-115 LSU	-	-	-	-	X
MLT 737-130 PS+	-	-	-	-	X
MLT 741-130 PS+	-	-	-	-	X
MLT 741-140 V+	-	-	-	-	X
MLT 841-145 PS+	-	-	-	-	X
MLT 940-140 V+	-	-	-	-	X
MLT 1041-145 PS+L	-	-	-	-	X
MLT-X 732	-	-	-	-	X
MLT-X 735 T LSU	-	-	-	-	X
MLT-X 735 T LSU (70 KW)	-	-	-	-	X
MLT-X 737-130 PS+	-	-	-	-	X
MLT-X 741 T LSU	-	-	-	-	X
MLT-X 841 - 145 PS+	-	-	-	-	X
MLT-X 1035 LT LSU	-	-	-	-	X
MLT-X 1041-145 PS+L	-	-	-	-	X
MT 625 e	-	X	-	-	-
MT 625 H	-	X	-	-	-
MT 625 H Comfort	-	X	-	-	-
MT 625 HA	-	X	-	-	-
MT 730 H	-	-	X	-	-

BGP 1500 / 400 Essential	BGP 1850 / 750 Essential	BGP 2000 / 800 Essential	BGP 2300 / 900 Essential	BGP 2450 / 1000 Essential
-----------------------------	-----------------------------	-----------------------------	-----------------------------	------------------------------

Machines compatibility					
MT 735 75D ST5	-	-	X	-	X
MT 930 H	-	-	X	-	-
MT 930 HA	-	-	X	-	-
MT 935 75D ST5	-	-	X	-	X
MT 1135 75 D	-	-	X	-	X
MT 1135 H 100D	-	-	-	-	X
MT 1335 75D ST5	-	-	X	-	X
MT 1335 100D ST5	-	-	X	-	X
MT 1335 H 75D ST5	-	-	X	-	X
MT 1335 H 100D ST5	-	-	X	-	X
MT 1335 HA 75D ST5	-	-	X	-	X
MT 1335 HA 100D ST5	-	-	X	-	X
MT 1440 A	-	-	X	X	-
MT 1440 A ST5	-	-	X	X	X
MT 1440 easy ST5	-	-	X	X	X
MT 1440 HA	-	-	X	X	-
MT 1440 HA ST5	-	-	X	X	X
MT 1440 ST5	-	-	-	X	X
MT 1840 A 100D ST5 S1	-	-	X	X	X
MT 1840 A	-	-	X	X	-
MT 1840 easy ST5	-	-	X	X	X
MT 1840 HA	-	-	X	X	X
MT 1840 HA	-	-	X	X	-
MT 1840 ST5	-	-	X	X	X
MT-X 625 H	-	X	-	-	-
MT-X 733	-	-	X	X	X
MT-X 733 Mining	-	-	-	X	-
MT-X 1033	-	-	X	X	X
MT-X 1033 Mining	-	-	-	X	-
MT-X 1033 A Mining	-	-	-	X	-
MT-X 1440	-	-	X	X	X
MT-X 1440 A	-	-	X	X	X
MT-X 1840	-	-	X	X	X
MT-X 1840 A	-	-	X	X	X
ULM 412 H	X	-	-	-	-
ULM 412 H	X	-	-	-	-
ULM 415 H	X	-	-	-	-
ULM 415 H	X	-	-	-	-









MANDATORY MACHINE EQUIPMENT: ✕



GRAPPLE BUCKET (COMPACT MACHINES)



- 400HB cutting edge.
- 400HB side blades for more resistance.
- Designed for all agriculture applications.
- All-purpose attachment: handles bulk material, grabs etc.

	BG 1200 / 430	BG 1300 / 470	BG 1400 / 510 (a)	BG 1400 / 510 (b)	BG 1500 / 540 (b)	BG 1650 FO	BG 1950 FO	BG 2150 FO
Heaped capacity (l)	430	470	510	510	540	660	780	870
Overall weight (kg)	268	270	275	275	285	355	400	425
Overall height (mm)	-	840	840	-	840	-	-	-
Width (mm)	1200	1300	1400	1400	1500	1650	1950	2150
Closed grab height (mm)	840	-	-	840	-	850	850	850
Depth (mm)	995	995	995	995	995	958	958	958
Machine Equipment								

Machines compatibility

All-Tach® Narrow	N51502263	N51502216	N51502264	-	-	-	-	-
All-Tach®	-	-	-	N51502266	N51502268	N51502521	N51502520	N51502519
4 point Carriage	52799522	N51502275	N51502276	N51502278	N51502279	N51502598	N51502600	N51502602
Euro Carriage	N51502286	N51502287	N51502288	N51502290	N51502291	N51502557	N51502559	N51502561
AL230	X	-	-	-	-	-	-	-
AL320	X	-	-	-	-	-	-	-
AL330	X	-	-	-	-	-	-	-
AL420	X	X	X	-	-	-	-	-
AL430	X	X	X	-	-	-	-	-
AL530	-	-	-	X	X	-	-	-
AL650	X	-	-	-	-	X	X	-
AL750	-	-	-	-	-	X	X	X
MLA 2-25 H	X	-	-	-	-	-	-	-
MLA 3-25 H	X	-	-	-	-	-	-	-
MLA 3-25 H-C	X	-	-	-	-	-	-	-
MLA 4-50 H	X	X	X	-	-	-	-	-
MLA 4-50 H-C	X	X	X	-	-	-	-	-
MLA 5-50 H	-	-	-	X	X	-	-	-
MLA 6-65 H-Z	X	-	-	-	-	X	X	-

MANDATORY MACHINE EQUIPMENT:  



HIGH CAPACITY AGRICULTURAL BUCKET



- Bulk product bucket suitable for handling materials with a density ≤ 1 .
- Reinforced structure (base, blade and sides).

[The 3D picture at the top of this page is the reference CBA 2700 / 4500 LDR - 52000508].

- Ideal bucket for bulk products (cereals, woodchip, mineral feed etc.)
- Modern design with maximal rigidity and resistance.
- Improved shape designed with 3° angle for quick loading and unloading operation.
- 500HB bolt-on cutting edge (LDR) for more longevity.



	CBA 2500 / 4000 LDR	CBA 2700 / 4500 LDR
Distance to center of gravity (mm)	621	595
Capacity (kg)	3205	3640
Heaped capacity (l)	4007	4550
Struck capacity (l)	3195	3617
Overall weight (kg)	1310	1400
Overall height (mm)	1617	1677
Overall length (mm)	1896	1896
Width (mm)	2500	2700
Depth (mm)	1700	1700
Machine Equipment	✗	✗
Wear plate hardness	500	500

Machines compatibility		
Reference number with bolted wearplate (WP)	52603178	52000508
MLT 850-145 V+	X	X
MLT 961-160 V+ L	X	X
MLT-X 850-145 V+	X	X
MLT-X 961-160 V+ L	X	X

MANDATORY MACHINE EQUIPMENT: ✗



HIGH CAPACITY AGRICULTURAL GRAB BUCKET





- Welded teeth - WE.
- Handling materials with a density ≤ 1000 kg/m³.
- 500HB bolt-on cutting edge in standard.
- Reinforced bucket: improved material grip on sides & top Increased struck capacity (1500 L).

[The 3D picture at the top of this page is the reference CBG 2480 / 2600 MS - 790658].

- Robust and versatile bucket suitable for massive agricultural applications.
- THE grab bucket for maximum work output.
- High resistance steel.
- Reinforced bucket for a massive work output in agricultural applications.
- Ideal to handle cereals and other bulk materials.



	CBG 2480 / 2000 MS	CBG 2480 / 2600 MS
Distance to center of gravity (mm)	388	380
Capacity (kg)	2000	2600
Heaped capacity (l)	2000	2600
Struck capacity (l)	1500	1500
Overall weight (kg)	1225	1357
Overall length (mm)	1491	1670
Width (mm)	2480	2480
Closed grab height (mm)	1502	1502
Opened grab height (mm)	2292	2452
Machine Equipment		
Teeth	6	7
Fork spread minimum (mm)	453	362
Fork spread maximum (mm)	453	362
Wear plate hardness	500	500

Machines compatibility		
Reference number with bolted wearplate (WP)	790656	790658
MLT 841-145 PS+	X	-
MLT 850-145 V+	X	X
MLT 961-160 V+ L	-	X
MLT 1041-145 PS+L	X	-
MLT-X 841 - 145 PS+	X	-
MLT-X 850-145 V+	X	X
MLT-X 961-160 V+ L	-	X
MLT-X 1041-145 PS+L	X	-

MANDATORY MACHINE EQUIPMENT: 



HIGH STRENGTH DEMOLITION BUCKET (COMPACT MACHINES)



- Reinforced structure: sides, upper part etc.
- 400 HB wear plate and side plates.
- Low profile bucket: very good material penetration & cab access.
- Very strong bucket for severe application: demolition, ship trimming etc.

	BD 1080 / 180	BD 1380 / 320	BD 1520 / 350	BD 1680 / 670	BD 1760 / 500	BD 1760 / 580	BD 1760 / 700
Heaped capacity (l)	180	320	350	670	580	500	700
Overall weight (kg)	68	137	143	295	190	190	305
Overall height (mm)	427	470	470	600	501	502	600
Width (mm)	1080	1380	1520	1680	1760	1760	1760
Depth (mm)	700	841	841	1100	916	924	1100
Machine Equipment	×	×	×	×	×	×	×

Machines compatibility							
All-Tach®	N726005	N736008	N736009	N51502029	N51502464	N757007	N51502030
1050R	-	X	-	-	-	-	-
1050RT	-	X	-	-	-	-	-
1350R NXT2	-	X	X	-	-	-	-
1350RT	-	X	X	-	-	-	-
1640 E	X	-	-	-	-	-	-
1650R	-	-	-	-	-	X	-
1650RT	-	-	-	-	-	X	-
1850RT	-	-	-	X	-	-	X
1900R	-	-	-	-	X	-	-
2100V	-	-	-	-	X	-	-
2100VT	-	-	-	X	-	-	X
2200R	-	-	-	-	X	-	-
2300V	-	-	-	-	X	-	-
2700V NXT2	-	-	-	-	-	X	-
2750V	-	-	-	-	-	X	-
R135	-	X	X	-	-	-	-
R165	-	-	-	-	-	X	-
R220	-	-	-	-	X	-	-
RT105	-	X	-	-	-	-	-
RT135	-	X	X	-	-	-	-
RT165	-	-	-	-	-	X	-
RT185	-	-	-	X	-	-	X
V210 - NEW	-	-	-	-	X	-	-
VT210 - NEW	-	-	-	X	-	-	X

MANDATORY MACHINE EQUIPMENT: ×

	BD 1830 / 520	BD 1830 / 600	BD 1850 / 740	BD 1880 / 750	BD 2140 / 870 (a)	BD 2140 / 870 (b)
Heaped capacity (l)	600	520	740	750	870	870
Overall weight (kg)	220	206	315	315	320	330
Overall height (mm)	501	502	600	600	600	600
Width (mm)	1830	1830	1850	1880	2140	2140
Depth (mm)	916	924	1100	1100	1100	1100
Machine Equipment	×	×	×	×	×	×

Machines compatibility						
All-Tach®	N51502465	N757008	N51502031	N51502073	N700246	N51502032
1850RT	-	-	X	-	-	-
2100VT	-	-	X	-	-	-
2150RT	-	-	X	-	-	X
2200R	-	X	-	-	-	-
2300V	X	-	-	-	-	-
2300VT	-	-	X	-	-	-
2600R	-	X	-	X	-	-
2700V NXT2	X	-	-	-	-	-
2750V	X	X	-	X	-	-
2750VT	-	-	-	-	-	X
3300V NXT2	-	-	-	X	X	-
4200V	-	-	-	-	X	-
R220	-	X	-	-	-	-
R260	-	X	-	X	-	-
RT185	-	-	X	-	-	-
RT215	-	-	X	-	-	X
V330	-	-	-	X	X	-
VT210 - NEW	-	-	X	-	-	-
VT230 - NEW	-	-	X	-	-	-
VT275 - NEW	-	-	-	-	-	X


MANDATORY MACHINE EQUIPMENT: ×



HIGH TIP BUCKET (COMPACT MACHINES)



- For materials with a density <math>< 1,8t/m^3</math>.
- Noticeably increases the machine's lifting height (+ 800mm or more).
- Improves the efficiency of truck/container loading applications.

	BHS 1525 / 550
Capacity (kg)	990
Heaped capacity (l)	550
Overall weight (kg)	340
Overall height (mm)	643
Width (mm)	1525
Depth (mm)	970
Machine Equipment	

Machines compatibility	
All-Tach®	N004050
AL650	X
AL750	X
MLA 6-65 H-Z	X






MANDATORY MACHINE EQUIPMENT: 



INDUSTRIAL GRAPPLE BUCKET (COMPACT MACHINES)








- HD bolted teeth for more digging efficiency.
- 400HB cutting edge & side blades for more resistance.
- Designed for all recycling applications.
- All-purpose attachment: handles bulk material, pushes, grabs etc.

	BGI 1080 / 250	BGI 1380 / 210	BGI 1680 / 560 (a)	BGI 1680 / 560 (b)	BGI 1760 / 600
Heaped capacity (l)	250	210	560	560	600
Overall weight (kg)	120	292	400	400	440
Width (mm)	1080	1380	1680	1680	1760
Closed grab height (mm)	691	704	761	761	761
Depth (mm)	814	958	1007	1007	1007
Machine Equipment					
Teeth	3	3	4	4	4

Machines compatibility					
All-Tach®	N726013	N736031	N757015	N51502063	N51502474
1050R	-	X	-	-	-
1050RT	-	X	-	-	-
1350R NXT2	-	X	-	-	-
1350RT	-	X	-	-	-
1640 E	X	-	-	-	-
1650R	-	-	X	-	-
1650RT	-	-	X	-	-
1850RT	-	-	-	X	-
1900R	-	-	X	-	-
2100VT	-	-	-	X	-
2200R	-	-	-	-	X
2300V	-	-	-	-	X
2750V	-	-	-	-	X
R135	-	X	-	-	-
R220	-	-	-	-	X
RT105	-	X	-	-	-
RT135	-	X	-	-	-
RT185	-	-	-	X	-
VT210 - NEW	-	-	-	X	-

MANDATORY MACHINE EQUIPMENT: 

	BGI 1850 / 620 (a)	BGI 1850 / 620 (b)	BGI 1850 / 620 (c)	BGI 2080 / 700	BGI 2140 / 720
Heaped capacity (l)	620	620	620	700	720
Overall weight (kg)	455	455	455	475	500
Width (mm)	1850	1850	1850	2080	2140
Closed grab height (mm)	761	761	761	761	761
Depth (mm)	1007	1007	1007	1007	1007
Machine Equipment					
Teeth	4	4	4	4	4

Machines compatibility					
All-Tach®	N757021	N51502475	N51502064	N51502084	N51502065
1850RT	-	-	X	-	-
2150RT	-	-	X	-	X
2300VT	-	-	X	-	X
2600R	-	X	-	-	-
2700V NXT2	X	-	-	-	-
2750V	X	X	-	-	-
2750VT	-	-	X	-	X
3300V NXT2	-	-	-	X	-
4200V	-	-	-	X	-
R260	-	X	-	-	-
RT185	-	-	X	-	-
RT215	-	-	X	-	X
V330	-	-	-	X	-
VT230 - NEW	-	-	X	-	X
VT275 - NEW	-	-	X	-	X

MANDATORY MACHINE EQUIPMENT: 



NEW

LIGHT MATERIAL BUCKET



- Suited for bulk materials with a density $< 0.8\text{t/m}^3$.
- 400HB cutting edge for more resistance.

[The 3D picture at the top of this page is the reference BLM 1500 / 770 - 52706270].

- High capacity for efficient loading applications.

	BLM 1500 / 770
Distance to center of gravity (mm)	481
Capacity (kg)	610
Heaped capacity (l)	763
Struck capacity (l)	613
Overall weight (kg)	209
Overall height (mm)	775
Overall length (mm)	1218
Width (mm)	1500
Machine Equipment	✗

Machines compatibility	
All-Tach®	52706270
4 point Carriage	52723640
Euro Carriage	52723641
GCT 3-14	X
GCT 3-14 +	X
ULM 412 H	X
ULM 412 H	X
ULM 415 H	X
ULM 415 H	X

MANDATORY MACHINE EQUIPMENT: ✗



LIGHT MATERIAL BUCKET (COMPACT MACHINES)



- Suited for bulk materials with a density $< 1\text{t/m}^3$.
- 400HB cutting edge for more resistance.
- Wide range of bucket capacities.
- High capacities for efficient loading applications

	BLM 920 / 240	BLM 1080 / 290	BLM 1080 / 510	BLM 1200 / 580	BLM 1220 / 330	BLM 1300 / 630 (a)	BLM 1300 / 630 (b)	BLM 1300 / 630 (c)
Capacity (kg)	240	290	510	580	330	630	630	630
Heaped capacity (l)	240	290	510	580	330	630	630	630
Overall weight (kg)	62	67	173	184	-	196	203	205
Overall height (mm)	490	490	775	775	490	775	775	795
Width (mm)	920	1080	1080	1200	1220	1300	1300	1300
Depth (mm)	819	819	1025	1025	819	1025	988	957
Machine Equipment	×	×	×	×	×	×	×	×

Machines compatibility								
All-Tach® Narrow	-	-	N004022	N004023	-	N004024	-	-
All-Tach®	N726009	N726010	-	-	N726011	-	N004088	N004092
4 point Carriage	-	-	N003022	N003023	-	N003024	N003088	N003092
Euro Carriage	-	-	N51502113	N51502114	-	N51502115	N51502160	N51502185
1050R	-	-	-	-	X	-	-	-
1050RT	-	-	-	-	X	-	-	-
1350R NXT2	-	-	-	-	X	-	-	-
1350RT	-	-	-	-	X	-	-	-
1640 E	X	X	-	-	-	-	-	-
AL230	-	-	X	X	-	X	-	-
AL320	-	-	X	X	-	X	-	-
AL330	-	-	X	X	-	X	-	-
AL420	-	-	X	X	-	X	X	-
AL430	-	-	X	X	-	X	X	-
AL530	-	-	-	-	-	-	-	X
AL550	-	-	-	-	-	-	-	X
MLA 2-25 H	-	-	X	X	-	X	-	-
MLA 3-25 H	-	-	X	X	-	X	-	-
MLA 3-25 H-C	-	-	X	X	-	X	-	-
MLA 4-50 H	-	-	X	X	-	X	X	-
MLA 4-50 H-C	-	-	X	X	-	X	X	-
MLA 5-50 H	-	-	-	-	-	-	-	X
MLA 5-60 H-Z	-	-	-	-	-	-	-	X
R135	-	-	-	-	X	-	-	-
RT105	-	-	-	-	X	-	-	-
RT135	-	-	-	-	X	-	-	-

MANDATORY MACHINE EQUIPMENT: ×

	BLM 1380 / 430	BLM 1400 / 680 (a)	BLM 1400 / 680 (b)	BLM 1400 / 680 (c)	BLM 1500 / 730 (c)	BLM 1520 / 480	BLM 1650 / 1100
Capacity (kg)	430	680	680	680	730	480	810
Heaped capacity (l)	430	680	680	680	730	480	810
Overall weight (kg)	140	194	210	210	220	-	1100
Overall height (mm)	600	775	775	795	795	600	810
Width (mm)	1380	1400	1400	1400	1500	1520	1650
Depth (mm)	890	1025	988	967	951	890	1224
Machine Equipment	×	×	×	×	×	×	×

Machines compatibility							
All-Tach® Narrow	-	N004025	-	-	-	-	-
All-Tach®	N736013	-	N004089	N004093	N004094	N736014	N51502537
4 point Carriage	-	N003025	52799520	N003093	N003094	-	N51502603
Euro Carriage	-	N002025	N51502161	N51502186	N51502187	-	N51502562
1050R	X	-	-	-	-	-	-
1050RT	X	-	-	-	-	-	-
1350R NXT2	X	-	-	-	-	X	-
1350RT	X	-	-	-	-	X	-
AL420	-	X	X	-	-	-	-
AL430	-	X	X	-	-	-	-
AL530	-	-	-	X	X	-	-
AL550	-	-	-	X	X	-	-
AL650	-	-	-	-	-	-	X
AL750	-	-	-	-	-	-	X
MLA 4-50 H	-	X	X	-	-	-	-
MLA 4-50 H-C	-	X	X	-	-	-	-
MLA 5-50 H	-	-	-	X	X	-	-
MLA 5-60 H-Z	-	-	-	X	X	-	-
MLA 6-65 H-Z	-	-	-	-	-	-	X
R135	X	-	-	-	-	X	-
RT105	X	-	-	-	-	-	-
RT135	X	-	-	-	-	X	-

MANDATORY MACHINE EQUIPMENT: ×

	BLM 1680 / 530	BLM 1680 / 670	BLM 1760 / 790	BLM 1760 / 820	BLM 1800 / 1200	BLM 1850 / 830	BLM 1850 / 860
Capacity (kg)	530	670	820	790	810	860	830
Heaped capacity (l)	530	670	820	790	810	860	830
Overall weight (kg)	160	242	275	264	1200	290	275
Overall height (mm)	600	605	711	705	810	711	705
Width (mm)	1680	1680	1760	1760	1800	1850	1850
Depth (mm)	890	1023	1020	1012	1224	1020	1012
Machine Equipment	×	×	×	×	×	×	×

Machines compatibility							
All-Tach® Narrow	-	-	-	-	-	-	-
All-Tach®	N736015	N747011	N757013	N51502468	N51502536	N757014	N51502469
4 point Carriage	-	-	-	-	N51502605	-	-
Euro Carriage	-	-	-	-	N51502564	-	-
1350R NXT2	X	-	-	-	-	-	-
1350RT	X	-	-	-	-	-	-
1650R	-	X	-	-	-	-	-
1650RT	-	X	-	-	-	-	-
1900R	-	X	-	-	-	-	-
2100V	-	X	-	X	-	X	-
2100VT	-	X	-	-	-	-	-
2200R	-	-	-	X	-	-	X
2300V	-	-	X	X	-	X	X
2600R	-	-	-	-	-	-	X
2700V NXT2	-	-	X	-	-	X	-
2750V	-	-	X	-	-	-	X
AL650	-	-	-	-	X	-	-
AL750	-	-	-	-	X	-	-
MLA 6-65 H-Z	-	-	-	-	X	-	-
R135	X	-	-	-	-	-	-
R165	-	X	-	-	-	-	-
R220	-	-	-	X	-	-	X
R260	-	-	-	-	-	-	X
RT135	X	-	-	-	-	-	-
RT165	-	X	-	-	-	-	-
V210 - NEW	-	X	-	X	-	X	-
VT210 - NEW	-	X	-	-	-	-	-

MANDATORY MACHINE EQUIPMENT: ×

	BLM 1850 / 1100	BLM 1950 / 1300	BLM 2080 / 1250	BLM 2140 / 1290	BLM 2150 / 1420	BLM 2350 / 1370 (a)	BLM 2350 / 1370 (b)
Capacity (kg)	1100	1300	1250	1290	1420	1370	1370
Heaped capacity (l)	1100	1300	1250	1290	1420	1370	1370
Overall weight (kg)	350	354	370	381	380	405	405
Overall height (mm)	832	810	832	832	810	832	832
Width (mm)	1850	1950	2080	2140	2150	2350	2350
Depth (mm)	1102	1224	1102	1102	1224	1102	1102
Machine Equipment	×	×	×	×	×	×	×

Machines compatibility							
All-Tach® Narrow	-	-	-	-	-	-	-
All-Tach®	N51502037	N51502535	N51502076	N700248	N51502534	N700249	N51502038
4 point Carriage	-	N51502607	-	-	N51502609	-	-
Euro Carriage	-	N51502566	-	-	N51502568	-	-
1850RT	X	-	-	-	-	-	-
2100VT	X	-	-	-	-	-	-
2150RT	X	-	-	-	-	-	X
2300VT	X	-	-	-	-	-	-
2600R	-	-	X	-	-	-	-
2750V	-	-	X	-	-	-	-
2750VT	-	-	-	-	-	-	X
3300V NXT2	-	-	X	X	-	-	-
4200V	-	-	X	X	-	X	-
AL650	-	X	-	-	-	-	-
AL750	-	X	-	-	X	-	-
MLA 6-65 H-Z	-	X	-	-	-	-	-
R260	-	-	X	-	-	-	-
RT185	X	-	-	-	-	-	-
RT215	X	-	-	-	-	-	X
V330	-	-	X	X	-	-	-
VT210 - NEW	X	-	-	-	-	-	-
VT230 - NEW	X	-	-	-	-	-	-
VT275 - NEW	-	-	-	-	-	-	X

MANDATORY MACHINE EQUIPMENT: ×



NEW


LIGHT MATERIAL BUCKET (MHT)



- Max. density 1000kg/m³.
- 500HB bolted wear plate.
- Note: road circulation kit mandatory in Italy. Contact your dealer.

[The 3D picture at the top of this page is the reference CBA 2500 / 4000 LDR MHT - 52000534].

- High-resistance light material buckets adapted to the power of MHT heavy telehandlers.



	CBA 2000 / 2500 LDR	CBA 2500 / 4000 LDR MHT	CBA 3000 / 2500 LDR	CBA 4000 / 2500 LDR
Distance to center of gravity (mm)	586	710	626	621
Capacity (kg)	2010	4000	3023	4007
Heaped capacity (l)	2010	4000	3023	4007
Struck capacity (l)	1484	3420	2342	3195
Overall weight (kg)	679	1440	834	1311
Overall height (mm)	1170	1690	1333	1617
Overall length (mm)	1365	2053	1661	1896
Width (mm)	2450	2500	2500	2500
Machine Equipment	✗	✗	✗	✗
Bolted wearplate (LDR)	Standard	Standard	Standard	Standard

Machines compatibility				
Reference number E-RECO	939160	52000534	939161	939162
MHT 790 ST5	X	-	X	X
MHT 10135 ST5	-	X	-	-
MHT 10160 ST5	-	X	-	-
MHT 10200 ST5	-	X	-	-
MHT 11250 ST5	-	X	-	-
MHT-X 790 Mining	-	-	-	X
MHT-X 790 ST3A	X	-	X	X
MHT-X 10135 ST3A	-	X	-	-
MHT-X 10160 ST3A	-	X	-	-
MHT-X 10200 ST3A	-	X	-	-
MHT-X 11250 ST3A	-	X	-	-

MANDATORY MACHINE EQUIPMENT: ✗

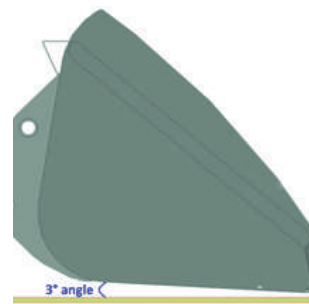




NEW

LIGHT MATERIAL BUCKET (MRT)



- Bucket dedicated to the handling of light materials (< 1000kg/m³).
- Reinforced structure (base, blade and sides).
- Usually placed in from on a window/ an opening on a deconstructed building to load rubbles.
- Especially usefull for deconstruction applications: the wide opening of this bucket prevents rubbles & misc. materials from falling to the ground.
- Designed to suit to MRT's specific boom head position.
- Note: rotating telehandlers are not designed for intensive loading applications.



	CBA 1500 / 2450
Distance to center of gravity (mm)	696
Capacity (kg)	1529
Heaped capacity (l)	1529
Struck capacity (l)	1101
Overall weight (kg)	529
Overall height (mm)	997
Overall length (mm)	1170
Width (mm)	2450
Machine Equipment	✗

Machines compatibility	
Reference number E-RECO	921279
MRT 1645 75	X
MRT 1645 115	X
MRT 1845 75	X
MRT 1845 115	X
MRT 2145 115	X
MRT 2260	X
MRT 2260 e	X
MRT 2545 115	X
MRT 2570	X
MRT 2660	X
MRT 2660 e	X
MRT 3060	X
MRT 3570	X
MRT 3570 ES	X
MRT-X 1645	X
MRT-X 1845	X
MRT-X 2145	X
MRT-X 2260	X
MRT-X 2545	X
MRT-X 2570	X
MRT-X 2660	X
MRT-X 3060	X
MRT-X 3570	X
MRT-X 3570 ES	X

MANDATORY MACHINE EQUIPMENT: ✗



LIGHT MATERIAL BUCKET WITH WEAR PLATE (COMPACT MACHINES)



- Suited for bulk materials with a density $< 1\text{t/m}^3$.
- 400HB cutting edge for more resistance.
- Wide range of bucket capacities.
- High capacities for efficient loading applications.


	BLM WP 1650 / 1100	BLM WP 1800 / 1200	BLM WP 1950 / 1300	BLM WP 2150 / 1420
Capacity (kg)	1100	1200	1300	1420
Heaped capacity (l)	1100	1200	1300	1420
Overall weight (kg)	342	365	387	417
Overall height (mm)	810	810	810	810
Width (mm)	1650	1800	1950	2150
Depth (mm)	1271	1271	1271	1271
Machine Equipment	×	×	×	×

Machines compatibility				
All-Tach®	N51502533	N51502532	N51502531	N51502530
4 point Carriage	N51502604	N51502606	N51502608	N51502610
Euro Carriage	N51502563	N51502565	N51502567	N51502569
AL650	X	X	X	-
AL750	X	X	X	X
MLA 6-65 H-Z	X	X	X	-

MANDATORY MACHINE EQUIPMENT: ×





SHEAR BUCKETS



- Boxed structure, rigidity & longevity.
- Body made of high resistance steels.
- Heavy duty teeth for easy penetration.
- Lateral shears for a good pit penetration & clean cutting.
- Increased cylinder diameter for more power.
- 500 HB welded cutting edge.
- Suitable for any type of silage.
- Clean silage pit face, limits secondary fermentation.
- Powerful attachment for a fast cutting.
- Open back for more visibility.
- Bucket-type bottom, ideal for the handling of mineral feed & other materials.



	SHB 2200 / 1650	SHB 2400 / 1800
Distance to center of gravity (mm)	522	522
Capacity (kg)	1650	1800
Heaped capacity (l)	1650	1800
Overall weight (kg)	892	1080
Overall height (mm)	1010	1010
Overall length (mm)	1295	1295
Width (mm)	2254	2454
Opened grab height (mm)	1475	1475
Depth (mm)	850	850
Machine Equipment		
Wear plate hardness	500	500

Machines compatibility		
Reference number	52000386	52000387
ALT950	X	-
MLA-T 533-145 V+ - ST5	X	-
MLT 635-130 PS+	X	-
MLT 635-140 V+	X	-
MLT 733-115 LSU	-	X
MLT 737-130 PS+	-	X
MLT 741-130 PS+	-	X
MLT 741-140 V+	-	X
MLT 841-145 PS+	-	X
MLT 850-145 V+	-	X
MLT 940-140 V+	-	X
MLT 1041-145 PS+L	-	X
MLT-X 732	X	-
MLT-X 735 T LSU	X	-
MLT-X 735 T LSU (70 kW)	X	-
MLT-X 737-130 PS+	-	X
MLT-X 741 T LSU	X	X
MLT-X 841 - 145 PS+	-	X
MLT-X 850-145 V+	-	X
MLT-X 1041-145 PS+L	-	X

MANDATORY MACHINE EQUIPMENT: 




SILAGE FACING BUCKET






- Synchronized hydraulic movements.
- Hydraulic motor integrated in the rotor, perfect protection & longevity.
- Backward rotor rotation, better bucket filling 500 HB wear plate.
- Handling material with a density $\leq 1000 \text{ kg/m}^3$.

[The 3D picture at the top of this page is the reference CRS 2550 / 2000 - 52612540].

- Loads and aerates silages in one operation.
- Ready-to-use silage: direct distribution or use in the mixing wagon.
- Clean silage pit face, limits secondary fermentation.
- Time-saving, a single attachment for the handling of silage and bulk feed.
- For corn silage and grass silage (short wisps).
Not suitable for long wisp silage (10 cm max.).



	BSCR 2100 / 1130	CRS 2350 / 1800	CRS 2550 / 2000
Capacity (kg)	1130	1800	2000
Heaped capacity (l)	1130	1800	2000
Overall weight (kg)	540	900	955
Width (mm)	2100	2350	2550
Machine Equipment			

Machines compatibility

Reference number	52728902	52612542	52612540
MLT 625-75 H	X	-	-
MLT 630-115	-	X	-
MLT 630-115 V	-	X	-
MLT 630-115 V CP	-	X	-
MLT 635-130 PS+	-	-	X
MLT 635-140 V+	-	-	X
MLT 730-115 V	-	X	-
MLT 730-115 V CP	-	X	-
MLT 733-115 LSU	-	-	X
MLT 737-130 PS+	-	-	X
MLT 841-145 PS+	-	-	X
MLT 940-140 V+	-	-	X
MLT 1041-145 PS+L	-	-	X
MLT-X 625-75 H	X	-	-
MLT-X 732	-	-	X
MLT-X 735 T LSU	-	-	X
MLT-X 737-130 PS+	-	-	X
MLT-X 741 T LSU	-	-	X
MLT-X 841 - 145 PS+	-	-	X
MLT-X 1041-145 PS+L	-	-	X

MANDATORY MACHINE EQUIPMENT:  + 



STANDARD DIGGING BUCKET (COMPACT MACHINES)



- 400 HB steel reinforcements under the bucket.
- Heavy duty construction.

	BS 920 / 150	BS 980 / 270	BS 1080 / 180	BS 1080 / 300	BS 1150 / 320	BS 1200 / 340	BS 1250 / 280
Heaped capacity (l)	150	270	180	300	320	340	280
Overall weight (kg)	50	120	55	126	135	136	134
Overall height (mm)	427	626	427	626	626	626	470
Width (mm)	920	980	1080	1080	1150	1200	1250
Depth (mm)	700	817	700	817	817	817	841
Machine Equipment	×	×	×	×	×	×	×

Machines compatibility							
All-Tach® Narrow	-	N004011	-	N004012	N004013	N004014	-
All-Tach®	N726001	-	N726002	-	-	-	N736001
4 point Carriage	-	N003011	-	N003012	N003013	N003014	-
Euro Carriage	-	N51502100	-	N51502101	N51502102	N51502103	-
1050R	-	-	-	-	-	-	X
1050RT	-	-	-	-	-	-	X
1350RT	-	-	-	-	-	-	X
1640 E	X	-	X	-	-	-	-
AL230	-	X	-	X	X	X	-
AL320	-	X	-	X	X	X	-
AL330	-	X	-	X	X	X	-
AL420	-	-	-	X	X	X	-
AL430	-	-	-	X	X	X	-
MLA 2-25 H	-	X	-	X	X	X	-
MLA 3-25 H	-	X	-	X	X	X	-
MLA 3-25 H-C	-	X	-	X	X	X	-
MLA 4-50 H	-	-	-	X	X	X	-
MLA 4-50 H-C	-	-	-	X	X	X	-
RT105	-	-	-	-	-	-	X

MANDATORY MACHINE EQUIPMENT: ×

	BS 1300 / 370	BS 1300 / 440	BS 1380 / 320	BS 1400 / 400	BS 1400 / 410	BS 1400 / 470	BS 1480 / 340
Heaped capacity (l)	340	440	320	400	410	470	340
Overall weight (kg)	145	190	137	151	180	203	141
Overall height (mm)	626	732	470	626	675	732	470
Width (mm)	1300	1300	1380	1400	1400	1400	1480
Depth (mm)	817	817	841	817	760	817	841
Machine Equipment	×	×	×	×	×	×	×

Machines compatibility							
All-Tach® Narrow	N004015	-	-	N004016	-	-	-
All-Tach®	-	N004079	N736002	-	N004077	N004080	N736061
4 point Carriage	N003015	N003079	-	N003016	52807869	N003080	-
Euro Carriage	N002015	N51502179	-	N002016	N51502155	N51502180	-
1050R	-	-	X	-	-	-	X
1050RT	-	-	X	-	-	-	X
1350R NXT2	-	-	X	-	-	-	X
1350RT	-	-	X	-	-	-	X
AL230	X	-	-	-	-	-	-
AL320	X	-	-	-	-	-	-
AL330	X	-	-	-	-	-	-
AL420	X	-	-	X	X	-	-
AL430	X	-	-	X	X	-	-
AL530	-	X	-	-	-	X	-
AL550	-	X	-	-	-	X	-
MLA 2-25 H	X	-	-	-	-	-	-
MLA 3-25 H	X	-	-	-	-	-	-
MLA 3-25 H-C	X	-	-	-	-	-	-
MLA 4-50 H	X	-	-	X	X	-	-
MLA 4-50 H-C	X	-	-	X	X	-	-
MLA 5-50 H	-	X	-	-	-	X	-
MLA 5-60 H-Z	-	X	-	-	-	X	-
R135	-	-	X	-	-	-	X
RT105	-	-	X	-	-	-	X
RT135	-	-	X	-	-	-	X

MANDATORY MACHINE EQUIPMENT: ×

	BS 1500 / 510	BS 1520 / 350	BS 1550 / 360	BS 1650 / 730	BS 1680 / 400	BS 1680 / 480	BS 1680 / 670
Heaped capacity (l)	510	350	360	730	400	480	670
Overall weight (kg)	216	143	150	265	148	188	295
Overall height (mm)	732	470	470	730	450	502	600
Width (mm)	1500	1525	1550	1650	1680	1680	1680
Depth (mm)	817	841	841	1024	843	924	1100
Machine Equipment	×	×	×	×	×	×	×

Machines compatibility							
All-Tach® Narrow	-	-	-	-	-	-	-
All-Tach®	N004081	N736003	N736065	N51502506	N747002	N51502457	N51502021
4 point Carriage	N003081	-	-	N51502611	-	-	-
Euro Carriage	N51502181	-	-	N51502570	-	-	-
1350R NXT2	-	X	X	-	-	-	-
1350RT	-	X	X	-	-	-	-
1650R	-	-	-	-	X	-	-
1650RT	-	-	X	-	X	-	-
1850RT	-	-	-	-	-	-	X
1900R	-	-	-	-	-	X	-
2100V	-	-	-	-	-	X	-
2100VT	-	-	-	-	X	-	-
2300VT	-	-	-	-	-	-	X
AL530	X	-	-	-	-	-	-
AL550	X	-	-	-	-	-	-
AL650	-	-	-	X	-	-	-
AL750	-	-	-	X	-	-	-
MLA 5-50 H	X	-	-	-	-	-	-
MLA 5-60 H-Z	X	-	-	-	-	-	-
MLA 6-65 H-Z	-	-	-	X	-	-	-
R135	-	X	-	-	-	-	-
R165	-	-	-	-	X	-	-
RT135	-	X	X	-	-	-	-
RT165	-	-	X	-	X	-	-
RT185	-	-	-	-	-	-	X
V210 - NEW	-	-	-	-	-	X	-
VT210 - NEW	-	-	-	-	X	-	-
VT230 - NEW	-	-	-	-	-	-	X

MANDATORY MACHINE EQUIPMENT: ×

	BS 1760 / 500	BS 1760 / 580	BS 1760 / 700	BS 1800 / 800	BS 1830 / 520	BS 1830 / 600
Heaped capacity (l)	580	500	700	800	600	520
Overall weight (kg)	190	190	305	285	220	206
Overall height (mm)	801	502	600	730	501	502
Width (mm)	1760	1760	1760	1800	1830	1830
Depth (mm)	916	924	1100	1024	916	924
Machine Equipment	×	×	×	×	×	×

Machines compatibility						
All-Tach® Narrow	-	-	-	-	-	-
All-Tach®	N51502459	N748001	N51502022	N51502505	N51502461	N757073
4 point Carriage	-	-	-	N51502614	-	-
Euro Carriage	-	-	-	N51502573	-	-
1650R	-	X	-	-	-	-
1650RT	-	X	-	-	-	-
1850RT	-	-	X	-	-	-
1900R	X	-	-	-	-	-
2100V	X	X	-	-	-	-
2100VT	-	X	-	-	-	-
2200R	X	-	-	-	X	-
2300V	X	X	-	-	X	-
2300VT	-	-	X	-	-	-
2600R	-	-	-	-	X	-
2700V NXT2	-	X	-	-	-	X
2750V	-	X	-	-	-	X
2750VT	-	-	X	-	-	-
AL650	-	-	-	X	-	-
AL750	-	-	-	X	-	-
MLA 6-65 H-Z	-	-	-	X	-	-
R165	-	X	-	-	-	-
R220	X	-	-	-	X	-
R260	-	-	-	-	X	-
RT165	-	X	-	-	-	-
RT185	-	-	X	-	-	-
V210 - NEW	X	X	-	-	-	-
VT210 - NEW	-	X	-	-	-	-
VT230 - NEW	-	-	X	-	-	-
VT275 - NEW	-	-	X	-	-	-

MANDATORY MACHINE EQUIPMENT: ×

	BS 1850 / 740	BS 1880 / 750	BS 1950 / 860	BS 2140 / 870 (a)	BS 2140 / 870 (b)	BS 2150 / 950
Heaped capacity (l)	740	750	870	870	870	960
Overall weight (kg)	315	315	300	320	230	333
Overall height (mm)	600	600	730	600	600	730
Width (mm)	1850	1880	1950	2140	2140	2150
Depth (mm)	1100	1100	1024	1100	1100	1024
Machine Equipment	×	×	×	×	×	×

Machines compatibility						
All-Tach® Narrow	-	-	-	-	-	-
All-Tach®	N51502023	N51502071	N51502547	N700244	N51502024	N51502546
4 point Carriage	-	-	N51502617	-	-	N51502620
Euro Carriage	-	-	N51502576	-	-	N51502579
1850RT	X	-	-	-	-	-
2150RT	X	-	-	-	X	-
2300VT	X	-	-	-	-	-
2600R	-	X	-	-	-	-
2750V	-	X	-	-	-	-
2750VT	-	-	-	-	X	-
3300V NXT2	-	X	-	X	-	-
4200V	-	-	-	X	-	-
AL650	-	-	X	-	-	-
AL750	-	-	X	-	-	X
MLA 6-65 H-Z	-	-	X	-	-	-
R260	-	X	-	-	-	-
RT185	X	-	-	-	-	-
RT215	X	-	-	-	X	-
V330	-	X	-	X	-	-
VT230 - NEW	X	-	-	-	-	-
VT275 - NEW	-	-	-	-	X	-

MANDATORY MACHINE EQUIPMENT: ×



STANDARD DIGGING BUCKET WITH TEETH (COMPACT MACHINES)



- HD bolt-on teeth for more efficient digging.
- 400 HB steel reinforcements under the bucket.
- Designed for all construction applications.

	BS 920 / 150 T	BS 980 / 270 T	BS 1080 / 180 T	BS 1080 / 300 T	BS 1150 / 320 T	BS 1200 / 340 T	BS 1250 / 280 T
Heaped capacity (l)	150	270	180	300	320	340	280
Overall weight (kg)	50	125	55	132	142	142	134
Overall height (mm)	427	626	427	626	626	626	470
Width (mm)	920	980	1080	1080	1150	1200	1250
Depth (mm)	700	907	700	907	898	907	841
Machine Equipment	×	×	×	×	×	×	×
Teeth	5	5	6	6	6	6	6

Machines compatibility							
All-Tach® Narrow	-	N004053	-	N004054	N004055	N004056	-
All-Tach®	N726003	-	N726004	-	-	-	N736004
4 point Carriage	-	N003053	-	N003054	N003055	N003056	-
Euro Carriage	-	N51502106	-	N51502107	N51502108	N51502109	-
1050R	-	-	-	-	-	-	X
1050RT	-	-	-	-	-	-	X
1350RT	-	-	-	-	-	-	X
1640 E	X	-	X	-	-	-	-
AL230	-	X	-	X	X	X	-
AL320	-	X	-	X	X	X	-
AL330	-	X	-	X	X	X	-
AL420	-	-	-	X	X	X	-
AL430	-	-	-	X	X	X	-
MLA 2-25 H	-	X	-	X	X	X	-
MLA 3-25 H	-	X	-	X	X	X	-
MLA 3-25 H-C	-	X	-	X	X	X	-
MLA 4-50 H	-	-	-	X	X	X	-
MLA 4-50 H-C	-	-	-	X	X	X	-
RT105	-	-	-	-	-	-	X

MANDATORY MACHINE EQUIPMENT: ×

	BS 1300 / 370 T	BS 1300 / 400 T	BS 1380 / 320 T	BS 1400 / 400 T	BS 1400 / 410 T	BS 1400 / 470 T	BS 1480 / 340 T
Heaped capacity (l)	370	400	320	400	410	470	340
Overall weight (kg)	151	196	137	158	187	210	141
Overall height (mm)	626	732	470	626	675	732	470
Width (mm)	1300	1300	1380	1400	1400	1400	1480
Depth (mm)	907	907	841	907	822	907	841
Machine Equipment	×	×	×	×	×	×	×
Teeth	6	6	7	7	7	7	7

Machines compatibility							
All-Tach® Narrow	N004057	-	-	N004058	-	-	-
All-Tach®	-	N004085	N736005	-	N004083	N004086	N736062
4 point Carriage	N003057	N003085	-	N003058	52799519	N003086	-
Euro Carriage	N51502110	N51502182	-	N51502111	N51502158	N51502183	-
1050R	-	-	X	-	-	-	X
1050RT	-	-	X	-	-	-	X
1350R NXT2	-	-	X	-	-	-	X
1350RT	-	-	X	-	-	-	X
AL230	X	-	-	-	-	-	-
AL320	X	-	-	-	-	-	-
AL330	X	-	-	-	-	-	-
AL420	X	-	-	X	X	-	-
AL430	X	-	-	X	X	-	-
AL530	-	X	-	-	-	X	-
AL550	-	X	-	-	-	X	-
MLA 2-25 H	X	-	-	-	-	-	-
MLA 3-25 H	X	-	-	-	-	-	-
MLA 3-25 H-C	X	-	-	-	-	-	-
MLA 4-50 H	X	-	-	X	X	-	-
MLA 4-50 H-C	X	-	-	X	X	-	-
MLA 5-50 H	-	X	-	-	-	X	-
MLA 5-60 H-Z	-	X	-	-	-	X	-
R135	-	-	X	-	-	-	X
RT105	-	-	X	-	-	-	X
RT135	-	-	X	-	-	-	X

MANDATORY MACHINE EQUIPMENT: ✕

	BS 1500 / 510 T	BS 1520 / 350 T	BS 1550 / 360 T	BS 1650 / 730 T	BS 1680 / 400 T (a)	BS 1680 / 400 T (b)	BS 1680 / 480 T
Heaped capacity (l)	510	350	360	730	400	400	480
Overall weight (kg)	223	143	150	273	148	148	-
Overall height (mm)	732	470	470	730	450	450	502
Width (mm)	1500	1520	1550	1650	1680	1680	1680
Depth (mm)	907	841	841	1124	843	843	924
Machine Equipment	✗	✗	✗	✗	✗	✗	✗
Teeth	7	7	7	8	8	8	8

Machines compatibility							
All-Tach® Narrow	-	-	-	-	-	-	-
All-Tach®	N004091	N736006	N736066	N51502541	N747005	N51502459	N51502458
4 point Carriage	N003091	-	-	N51502612	-	-	-
Euro Carriage	N51502184	-	-	N51502571	-	-	-
1350R NXT2	-	X	X	-	-	-	-
1350RT	-	X	X	-	X	-	-
1650R	-	-	-	-	X	-	-
1650RT	-	-	X	-	X	-	-
1900R	-	-	-	-	-	X	X
2100V	-	-	-	-	X	-	X
AL530	X	-	-	-	-	-	-
AL550	X	-	-	-	-	-	-
AL650	-	-	-	X	-	-	-
AL750	-	-	-	X	-	-	-
MLA 5-50 H	X	-	-	-	-	-	-
MLA 5-60 H-Z	X	-	-	-	-	-	-
MLA 6-65 H-Z	-	-	-	X	-	-	-
R165	-	-	-	-	X	-	-
RT135	-	X	X	-	-	-	-
RT165	-	-	X	-	X	-	-
V210 - NEW	-	-	-	-	X	-	X

MANDATORY MACHINE EQUIPMENT: ✗

	BS 1680 / 670 T	BS 1760 / 500 T	BS 1760 / 580 T	BS 1760 / 700 T	BS 1800 / 800 T	BS 1830 / 520 T	BS 1830 / 600 T
Heaped capacity (l)	670	580	500	700	800	600	520
Overall weight (kg)	295	190	190	305	294	220	206
Overall height (mm)	600	501	502	600	730	501	502
Width (mm)	1680	1760	1760	1760	1800	1830	1830
Depth (mm)	1100	916	924	1100	1124	916	924
Machine Equipment	×	×	×	×	×	×	×
Teeth	8	8	8	8	9	9	9

Machines compatibility							
All-Tach® Narrow	-	-	-	-	-	-	-
All-Tach®	N51502025	N51502460	N748002	N51502026	N51502540	N51502462	N757074
4 point Carriage	-	-	-	-	N51502615	-	-
Euro Carriage	-	-	-	-	N51502574	-	-
1650R	-	-	X	-	-	-	-
1650RT	-	-	X	-	-	-	-
1850RT	X	-	-	X	-	-	-
1900R	-	X	-	-	-	-	-
2100V	-	X	-	-	-	-	-
2100VT	X	-	-	-	-	-	-
2200R	-	X	-	-	-	X	-
2300V	-	X	X	-	-	X	-
2300VT	-	-	X	-	-	-	-
2600R	-	-	-	-	-	X	-
2700V NXT2	-	-	X	-	-	-	X
2750V	-	-	X	-	-	-	X
AL650	-	-	-	-	X	-	-
AL750	-	-	-	-	X	-	-
MLA 6-65 H-Z	-	-	-	-	X	-	-
R165	-	-	X	-	-	-	-
R220	-	X	-	-	-	X	-
R260	-	-	-	-	-	X	-
RT165	-	-	X	-	-	-	-
RT185	X	-	-	X	-	-	-
V210 - NEW	-	X	-	-	-	-	-
VT210 - NEW	X	-	-	-	-	-	-
VT230 - NEW	-	-	X	-	-	-	-

MANDATORY MACHINE EQUIPMENT: ✕

	BS 1850 / 740 T	BS 1880 / 750 T	BS 1950 / 860 T	BS 2140 / 870 T (a)	BS 2140 / 870 T (b)	BS 2150 / 950 T
Heaped capacity (l)	740	750	870	870	870	960
Overall weight (kg)	315	315	309	320	230	344
Overall height (mm)	600	600	730	600	600	730
Width (mm)	1850	1880	1950	2140	2140	2150
Depth (mm)	1100	1100	1124	1100	1100	1124
Machine Equipment	×	×	×	×	×	×
Teeth	9	9	9	11	11	11

Machines compatibility						
All-Tach® Narrow	-	-	-	-	-	-
All-Tach®	N51502027	N51502072	N51502539	N700245	N51502028	N51502538
4 point Carriage	-	-	N51502619	-	-	N51502621
Euro Carriage	-	-	N51502578	-	-	N51502580
1850RT	X	-	-	-	-	-
2150RT	X	-	-	-	X	-
2300VT	X	-	-	-	-	-
2600R	-	X	-	-	-	-
2750V	-	X	-	-	-	-
2750VT	-	-	-	-	X	-
3300V NXT2	-	X	-	X	-	-
4200V	-	-	-	X	-	-
AL650	-	-	X	-	-	-
AL750	-	-	X	-	-	X
MLA 6-65 H-Z	-	-	X	-	-	-
R260	-	X	-	-	-	-
RT185	X	-	-	-	-	-
RT215	X	-	-	-	X	-
V330	-	X	-	X	-	-
VT230 - NEW	X	-	-	-	-	-
VT275 - NEW	-	-	-	-	X	-

MANDATORY MACHINE EQUIPMENT: ×



STANDARD DIGGING BUCKET WITH WEAR PLATE (COMPACT MACHINES)



- 400 HB steel reinforcements under the bucket.
- 400 HB steel wear blade for more resistance.
- Designed for all construction applications.


	BS WP 1650 / 730	BS WP 1800 / 800	BS WP 1950 / 860	BS WP 2150 / 950
Heaped capacity (l)	730	800	870	960
Overall weight (kg)	302	325	343	381
Overall height (mm)	730	730	730	730
Width (mm)	1650	1800	1950	2150
Depth (mm)	1171	1171	1171	1171
Machine Equipment	×	×	×	×

Machines compatibility				
All-Tach®	N51502545	N51502544	N51502543	N51502542
4 point Carriage	N51502613	N51502616	N51502618	N51502622
Euro Carriage	N51502572	N51502575	N51502577	N51502581
AL650	X	X	X	-
AL750	X	X	X	X
MLA 6-65 H-Z	X	X	X	-

MANDATORY MACHINE EQUIPMENT: ×



SUGAR BEET BUCKET



- Openwork structure made of \varnothing 20 mm steel bars.
- Bars spread 60 mm, perfect for sugar beets.
- Plain sides.
- Maximal density of the transported product: 700 kg/m³.

[The 3D picture at the top of this page is the reference BSB 2450 / 2500 - 757953].

- Perfectly adapted to the handling of sugar beets and other root crops & tubercules by scooping the beet and leaving the soil behind.
- Openwork spill guard for a better visibility.
- Strong structure for long lasting use.
- Not adapted to earthwork or stone handling.



	BSB 2450 / 2500
Distance to center of gravity (mm)	502
Capacity (kg)	1390
Heaped capacity (l)	2500
Overall weight (kg)	520
Overall height (mm)	1380
Overall length (mm)	1375
Width (mm)	2450
Depth (mm)	1280
Machine Equipment	✗

Machines compatibility	
Reference number	757953
MLT 630-115	X
MLT 630-115 V	X
MLT 630-115 V CP	X
MLT 635-130 PS+	X
MLT 635-140 V+	X
MLT 730-115 V	X
MLT 730-115 V CP	X
MLT 733-115 LSU	X
MLT 737-130 PS+	X
MLT 741-130 PS+	X
MLT 741-140 V+	X
MLT 841-145 PS+	X
MLT 940-140 V+	X
MLT 1041-145 PS+L	X
MLT-X 732	X
MLT-X 735 T LSU	X
MLT-X 735 T LSU (70 kW)	X
MLT-X 737-130 PS+	X
MLT-X 841 - 145 PS+	X
MLT-X 1041-145 PS+L	X

MANDATORY MACHINE EQUIPMENT: ✗



UTILITY BUCKET (COMPACT MACHINES)



- Increased capacity for materials with a medium density ($<1,5t/m^3$).
- Strong construction for intensive loading applications.
- 400HB wear plate & side plates.
- Versatile bucket, especially interesting for rental operations.

	BU 920 / 210	BU 1080 / 250	BU 1380 / 380	BU 1520 / 430	BU 1680 / 590	BU 1680 / 790	BU 1760 / 690	BU 1760 / 740
Capacity (kg)	315	375	570	645	885	1185	1035	1110
Heaped capacity (l)	210	250	380	430	590	790	690	740
Overall weight (kg)	58	60	146	-	250	-	255	210
Overall height (mm)	463	463	524	524	572	732	645	670
Width (mm)	920	1080	1380	1520	1680	1680	1760	1760
Depth (mm)	889	889	889	889	948	1055	952	960
Machine Equipment	×	×	×	×	×	×	×	×

Machines compatibility								
All-Tach®	N726006	N726007	N736011	N736012	N747008	N51502033	N757009	N51502466
1050R	-	-	X	-	-	-	-	-
1050RT	-	-	X	-	-	-	-	-
1350R NXT2	-	-	X	X	X	-	-	-
1350RT	-	-	X	X	X	-	-	-
1640 E	X	X	-	-	-	-	-	-
1650R	-	-	-	-	X	-	X	-
1650RT	-	-	-	-	X	-	X	-
1850RT	-	-	-	-	-	X	-	-
1900R	-	-	-	-	X	-	-	X
2100V	-	-	-	-	X	-	-	-
2200R	-	-	-	-	-	-	-	X
2300V	-	-	-	-	-	-	X	X
2700V NXT2	-	-	-	-	-	-	X	-
2750V	-	-	-	-	-	-	X	X
R135	-	-	X	X	X	-	-	-
R165	-	-	-	-	X	-	X	-
R220	-	-	-	-	-	-	-	X
RT105	-	-	X	-	-	-	-	-
RT135	-	-	X	X	X	-	-	-
RT165	-	-	-	-	X	-	X	-
RT185	-	-	-	-	-	X	-	-
V210 - NEW	-	-	-	-	X	-	-	-

MANDATORY MACHINE EQUIPMENT: ×

	BU 1760 / 830	BU 1830 / 720	BU 1830 / 780	BU 1850 / 900	BU 1880 / 900	BU 2080 / 1010	BU 2140 / 1050 (a)	BU 2140 / 1050 (b)
Capacity (kg)	1245	1080	1170	1350	1350	1515	1575	1575
Heaped capacity (l)	830	720	780	900	900	1010	1050	1050
Overall weight (kg)	-	260	225	-	360	370	378	378
Overall height (mm)	732	645	670	732	732	732	732	732
Width (mm)	1760	1830	1830	1850	1880	2080	2140	2140
Depth (mm)	1055	952	960	1055	1055	1055	1055	1055
Machine Equipment	×	×	×	×	×	×	×	×

Machines compatibility								
All-Tach®	N51502034	N757010	N51502467	N51502035	N51502074	N51502075	N700247	N51502036
1850RT	X	-	-	X	-	-	-	-
2100VT	X	-	-	X	-	X	-	-
2150RT	-	-	-	X	-	-	-	X
2200R	-	-	X	-	-	-	-	-
2300VT	-	-	-	X	-	-	-	-
2600R	-	-	X	-	X	-	-	-
2700V NXT2	-	X	-	-	-	-	-	-
2750V	-	-	-	-	X	X	-	-
2750VT	-	-	-	-	-	-	-	X
3300V NXT2	-	-	-	-	X	X	X	-
4200V	-	-	-	-	-	X	X	-
R220	-	-	X	-	-	-	-	-
R260	-	-	X	-	X	-	-	-
RT185	X	-	-	X	-	-	-	-
RT215	-	-	-	X	-	-	-	X
V330	-	-	-	-	X	X	X	-
VT210 - NEW	X	-	-	X	-	X	-	-
VT230 - NEW	-	-	-	X	-	-	-	-
VT275 - NEW	-	-	-	-	-	-	-	X

MANDATORY MACHINE EQUIPMENT: ×



MANITOU GROUP ATTACHMENTS

Head Office

B.P. 249 - 430 rue de l'Aubinière
44150 Ancenis Cedex - France
Tel: +33 (0)2 40 09 10 11 - Fax: +33 (0)2 40 09 10 97
www.manitou.com



This publication provides a description of the configuration versions and options for Manitou products, which may differ for equipment. The equipment presented in this brochure may be part of a series, as an option, or it may not be available, depending on the versions. Manitou reserves the right, at any time and without notice, to amend the specifications described and represented. The specifications provided do not bind the manufacturer. For more details, please contact your Manitou agent. This is not a contractually binding document. The presentation of the products is not contractually binding. List of specifications non-exhaustive. The logos as well as the visual identity of the company are owned by Manitou and cannot be used without authorisation. All rights reserved. The photos and diagrams contained in this brochure are only provided for consultation and information purposes.
MANITOU BF SA - Limited company with board of directors - Share capital: 39,668,399 euros - 857 802 508 RCS Nantes