

# **MLT 420/625**

**Agricultural telehandlers**



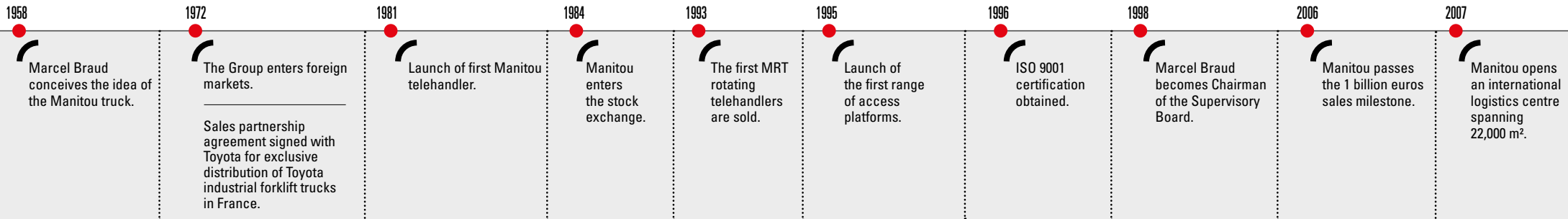
# Handling your world

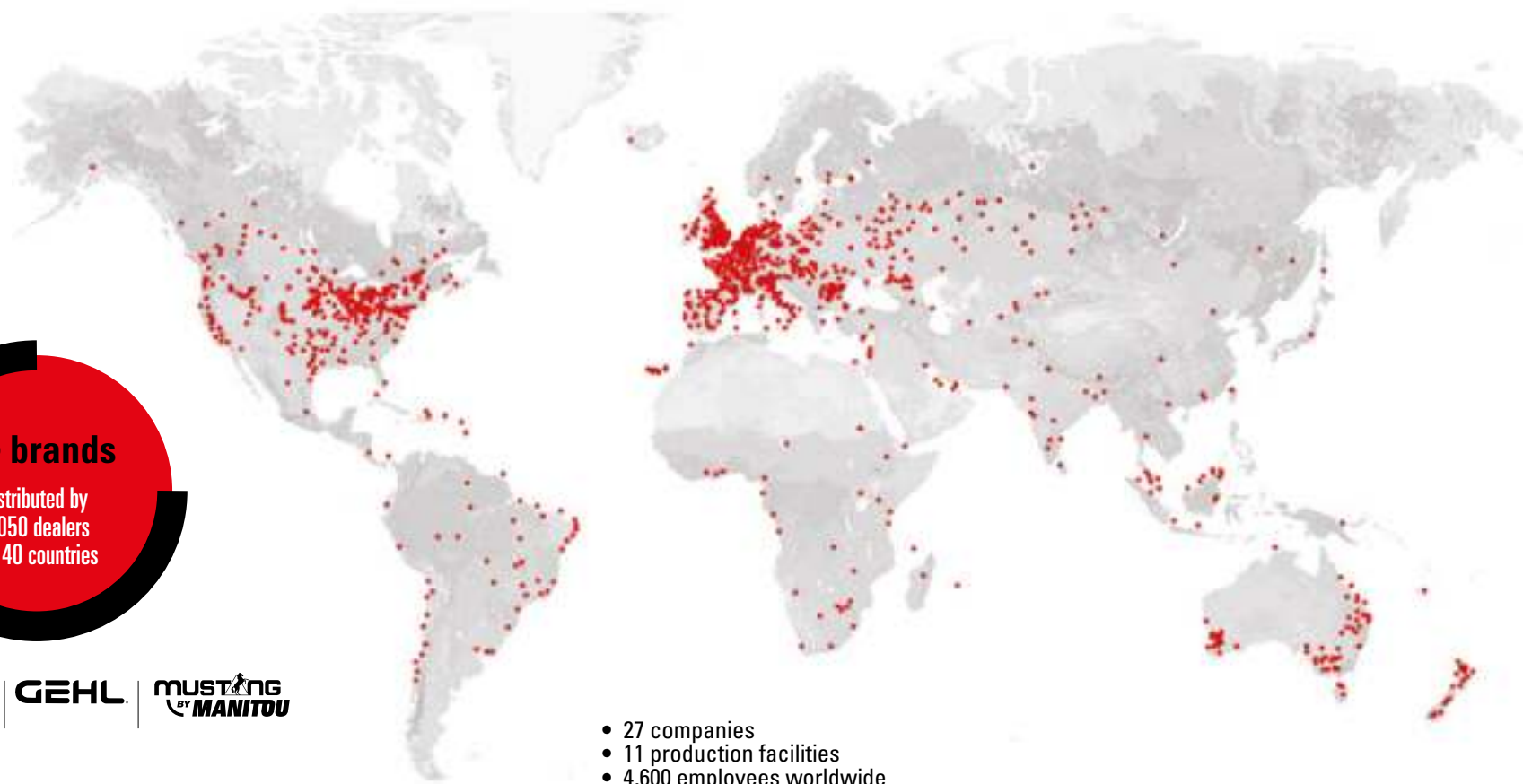
Founded over 60 years ago by the Braud family, the Manitou Group now operates worldwide. A world-leader in all-terrain material handling, the Group designs, manufactures, distributes and services equipment for construction, agriculture and industries.

The Group's product ranges include: all-terrain fixed, rotating and heavy-load telehandlers; all-terrain, semi-industrial and industrial masted forklift trucks; wheel or track skid-steer loaders; articulated loaders; access platforms; truck-mounted forklifts; warehousing equipment; and attachments.

Through its iconic brands - Manitou, Gehl and Mustang by Manitou- and its worldwide network of 1,050 dealers, the Group offers the best solutions to create optimum value for its customers.

Headquartered in France, the Group registered a revenue in 2019 of 2.1 billion euros in 140 countries and employs 4,600 people, all strongly focused on satisfying customers.

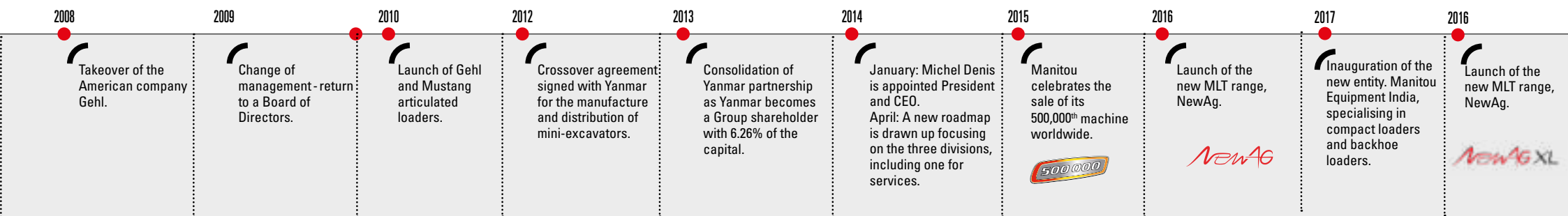




**3 brands**  
distributed by  
1,050 dealers  
in 140 countries



- 27 companies
- 11 production facilities
- 4,600 employees worldwide
- 65% of the share capital held by the founding families
- 79% of revenue comes from foreign markets
- 2.1 billion euros of turnover in 2019





## COMFORT MANITOU DESIGN DEDICATED TO YOUR WELL-BEING

### A compact machine, a spacious cab

- Automatic parking brake
  - Cloth-covered seat
- Steering column adjustable in both height and reach
  - 12 V electric plug
    - Car radio
    - USB port
  - Telephone holder
- Document storage net

### Cab with easy access

A wide opening and no footboard!






## Manitou works hard to make your workday easier!

Exclusive to Manitou, the JSM® allows you to control all movements with one hand, safely and without strain: hydraulic movements as well as reversing the direction of travel. One hand stays on the wheel so you keep total control over your machine.

- ❶ **FNR (front neutral reverse) button**
- ❷ **Attachment hydraulic line**
- ❸ **Telescoping: extend or retract**
- ❹ **Gear change**



- Forward:** lower boom
- Backward:** raise boom
- Left:** crowd
- Right:** dump



# COMFORT

## 360° VISIBILITY

### Optimal lighting

A machine equipped to work in both daytime and at night:

- Full road lighting
- Rotating beacon
- 4 work lights on the cab (halogen or LED, depending on the level of finish)
  - 1 roof light inside the cab
- 2 LED boom work lights (optional)





MLT 625 + CBA

## **Comprehensive management, complete visibility**

Manitou offers finance solutions to help you implement your projects. Become the owner of your machine immediately or at the end of the contract, with pay-as-you-use and leasing options. Contact our network of dealers to create your tailored solution.

With the extended warranty, your machine is covered for up to six years or 6,000 hours. You can depend on our network of expert technicians and our original spare parts - available all over the world.

With a maintenance contract, you are assured of dependable, first-rate service. Your maintenance budget is predictable and straightforward, with no unexpected costs. Your machine will be worth more when it comes to selling it.

We are always here to help make your life easier.

# PERFORMANCE

## MANOEVRABLE ON ALL TERRAINS

### Compact? Super Compact!

With a height and width of 1.97 x 1.49 m, our most compact agricultural model (MLT 420) can get into areas that are inaccessible to other material-handling machines.



### Manoeuvrable on **all** terrains

- High ground clearance making it possible to easily clear obstacles
- Oscillating rear axle to maintain maximum traction and stability
  - 4 wheel drive
  - Mudguards



MLT 625 + CLBW



MLT 420





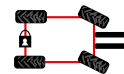
MLT 420 + PFB

## "Active CRC" boom suspension" (optional on the MLT 625)

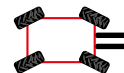
This system absorbs any unexpected movements of the boom when you drive with or without a load. The components are put under less strain, your load is protected and driver comfort is ensured.

## 4 steering modes

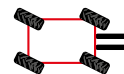
An ultra-maneuvrable machine, thanks to 4 steering modes:



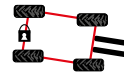
**2 wheel steer**  
for road use



**4 wheel steer**  
to manoeuvre in narrow spaces



**Crab mode**  
for sideways approaches and tricky unloading manoeuvres



**Mani-crab mode**  
with rear axle locking with wheels turned and front wheel steering



MLT 625 + BG FO

# PERFORMANCE

## ADAPTED POWER, CONTROLLED CONSUMPTION

**CLEANER  
Engine**  
(Stage V standard)

## Engine power suited to your needs

Each telehandler corresponds with a coherent motorisation, giving you the optimal machine/engine combination for maximum efficiency and minimal consumption.

The MLT 420 and MLT 625 machines are equipped with Kubota 4 cylinder engines. With respectively 57 and 75 hp of power, these engines are perfectly suited to your applications.



MLT 625 + CBA

## A cooling system engineered to your needs

Your machine's electronic adjustment system automatically manages the rotation speed of the ventilator according to the engine temperature. Your fuel consumption is significantly reduced.

## Auto reversing fan

The "auto reversing fan" feature reverses the air flow every three minutes (for 15 seconds) regardless of the engine speed. Cooling is always optimal, even in dusty environments containing straw or chicken manure.

# PERFORMANCE

## DESIGNED TO LAST

1. A "double U-shaped" boom, welded at the point under the least amount of strain to resist intensive use
2. Material baffle on boom head
3. Crowd cylinder protected behind the boom head
4. Hoses and distributor are protected under the boom
5. Mechanically welded monobloc chassis
6. Dana spicer axles
7. Steering cylinders in a raised position, protected from gravel splatter
8. Air pre-filter
9. Cab compliant with the ROPS / FOPS\* standards
10. Metal panelled lower door

\*ROPS (Roll Over Protection System) / FOPS (Falling Object Protection System)



# PERFORMANCE COMBINE PRECISION AND PERFORMANCE

up to  
**40 km/h**  
(option on the MLT 625)

## Hydrostatic transmission

Select your gear with one easy action (+/- buttons on the JSM). The hydrostatic transmission ensures smooth and precise handling. You can change speed under torque to save time.

## Inching function

This function allows you to speed up the movements of the boom as you gradually reduce the telehandler's travel speed. Perfect for high stacking of bales.

## Eco\* mode

The engine speed is optimised while guaranteeing high performance. Fuel consumption and sound pollution are greatly reduced.

\*not available on the MLT 420 / 40 kp/h version.




MLT 625 + BG FO



MLT 625 + CBA

## **Simultaneous movements** (optional on the MLT 625)

The flow sharing distributor enables simultaneous movements for efficient work.



## **Attachments can be changed in seconds**

With the Manitou attachment carriage, which has been used on all our telehandler models for 35 years, you can change attachments in just a few seconds.

The ECS® (Easy Connect System) decompresses the hydraulic attachment line without turning off the engine, making it quick and easy to change your hydraulic attachments.

# PROFITABILITY

## OUR PRIORITY: MAKING YOUR LIFE EASIER

### Easy access to the main engine parts

The wide opening of the engine cover on the side of the machine allows easy access to the main components.

### ...but that's not all

- Flap at the rear of the boom (on the MLT 625)
  - Fuel and hydraulic oil tanks are easily accessible and clearly labelled
    - Air prefilter
  - Retractable radiators (on MLT 420)
    - Auto reversing fan



MLT 420

### Efficient maintenance

Service intervals and fault codes are displayed on the dashboard screen. Machine connectivity allows you to share information with your dealer for a more rapid response, with problems resolved on the first visit. You save time and money.



MLT 420 / 625



MLT 625



## Our commitment to you

Our teams are committed to providing innovative solutions and continuous improvements to reduce the total cost of ownership\* of your machine. Find simple online calculation tools to assess your own TCO\*:

- Identify your direct and indirect costs
- Make the right choice by considering the performance and service parameters
- Improve the resale value of your machine
- Calculate your fuel consumption
- Watch more than 300 tutorial videos and the technical documentation at your disposal

**To make the right decisions - try the calculator**

**<http://www.reduce-program.com> and follow the advice and suggestions.**

\* What is the TCO? The total cost of ownership (TCO) is a calculation of running costs. The TCO takes into account fixed costs, such as acquisition, financing, residual value, etc., and the variable costs linked to the use of your machine, such as maintenance, energy consumption, user training, etc.

## A connected machine



The connected solution gives you access in real time to information on the functioning and activity of your equipment via a mobile app. Anticipate and reduce your equipment downtime by sharing the data with your dealer to plan routine maintenance in advance when convenient for you.

*"Since my dealer has been managing the maintenance of my machine, he contacts me proactively to plan my next appointment with a technician on my farm, at a time that's convenient for me. It gives me real peace of mind, so I can concentrate on my day-to-day work, my livestock and my crops."*

*Romain, 29, Farmer*

# THE CHOICE IS YOURS

**2000<sub>kg</sub>**  
To  
Max. lifting  
height

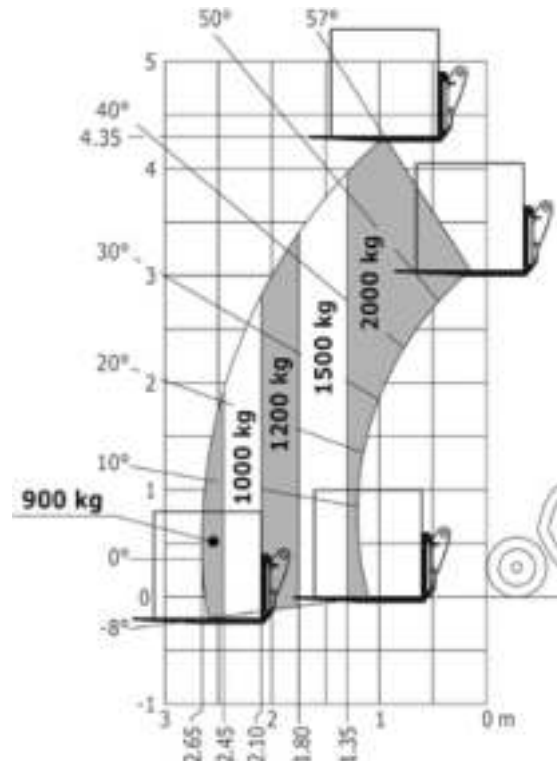


**MLT 420-60 H**

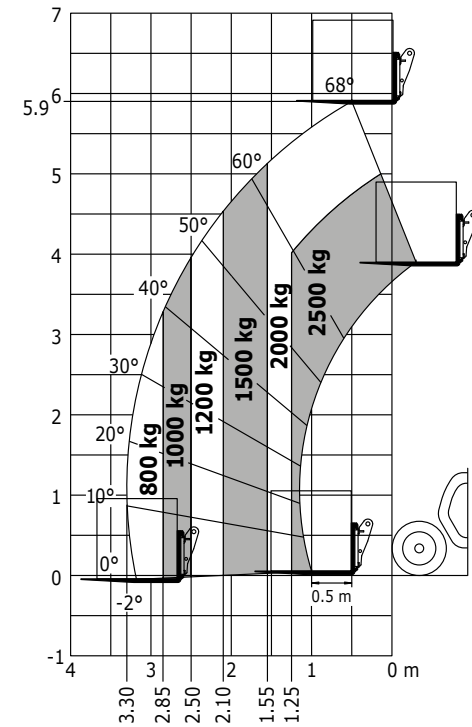


**MLT 625-75 H**

		MLT 420-60 H	MLT 625-75 H
Transmission		Hydrostatic	Hydrostatic
Engine power	hp (kW)	57 (42)	75 (55.4)
Engine brand	-	Kubota	Kubota
Engine norm	-	Stage V	Stage V
Max. capacity	kg	2000	2500
Max. lifting height	m	4.35	5.90
Max. outreach	m	2.65	3.30
Dimensions without attachments (LxWxH)	m	3.64x1.49x1.97	3.90x1.81x2.00
External turning radius (over tyres)	m	3.06	3.31
Hydraulics	l/min	77	86
Speed (option)	km/h	25	25 (28 ou 40)



Rough terrain load chart (EN 1459 B)



Rough terrain load chart (EN 1459 B)



## Three finish levels



s : standard / o : option / - : not available

	MLT 420-60 H		MLT 625-75 H		
<b>General</b>					
"Active CRC" boom suspension	-	-	o	o	s
Hand throttle	o	o	o	o	s
Continuous flow hydraulics	o	o	o	o	s
Speed limiter	o	o	o	o	s
Fixed towing hitch	s	s	s	s	s
Manual rotating towing hitch	o	o	o	o	o
Simultaneous movements (flow sharing distributor)	-	-	o	o	o
Quick drain hose	o	o	s	s	s
40 kph speed	-	-	o	o	o
<b>Comfort</b>					
Mechanical cloth-covered seat (Grammer)	s	-	s	-	-
Air suspension cloth-covered seat (Grammer)	o	s	o	s	-
Low frequency air suspension cloth-covered seat (Grammer)	-	-	o	o	s
Tuner car radio (50 W)	s	-	s	-	-
Bluetooth car radio with integrated microphone (100 W)	o	s	o	s	-
Bluetooth car radio with extra microphone (100 W)	o	o	o	o	s
Air conditioning with manual adjustment	o	s	o	s	s
<b>Electricity / Security</b>					
Work lights on cab (x4)	s	-	s	-	-
LED work lights on cab (x4)	o	s	o	s	s
LED work lights on boom (x2)	o	o	o	o	o
LED blue poultry lights (x2)	o	o	o	o	o
LED flat rotating beacon	o	o	o	o	o
<b>Hydraulics</b>					
Attachment hydraulic flow control system	o	o	o	o	s
Easy Connect System (ECS)	s	s	s	s	s
Attachment hydraulic line	s	s	s	s	s
Attachment hydraulic locking	o	o	o	o	o
Electrovalve for 2 hydraulic functions on boom head	o	o	o	o	o

## Wide range of tyres

We offer a wide range of optional tyres tailored to your constraints as to size, ground type, etc.



## Selection of Manitou attachments

### Attachments approved by Manitou

Thanks to our wide range of attachments, your machines can be adapted to your working conditions.



MLT 625 + CBA



MLT 625 + BG FO



MLT 420 + FFGR

#### Handling of grain and light bulk

The essential attachment for storage of grain, fertiliser, mineral supplements, etc.



#### Feed and silage

Solutions for silage cutting, preparation and distribution.



#### Manure loading

Handling solutions for all types of manure (heavy, straw or powery).



Discover all our attachments on [manitou.com](http://manitou.com)



MLT 420 + PBG



MLT 625 + PFB



MLT 625 + SCC

**Bale handling**

Wide range of solutions for handling square, round, wrapped and unwrapped bales.



**General handling**

Simple, effective solutions for handling palletised or non-palletised loads.



**Maintenance**

Sweeping and cleaning solutions for your farm maintenance.



Your dealer:



Head office

B.P. 249 - 430 rue de l'Aubinière - 44158 Ancenis Cedex - France

Tel.: 00 33 (0)2 40 09 10 11 - Fax: 00 33 (0)2 40 09 10 97



This publication provides a description of the configuration versions and options for Manitou products, which may differ according to the equipment. The equipment presented in this brochure may be part of a series, optional or unavailable, depending on the versions.  
Manitou reserves the right, at any time and without notice, to amend the specifications described and presented. The specifications provided are not binding on the manufacturer. For more details, please contact your Manitou agent. This is not a contractually binding document. The presentation of the products is not contractually binding. The list of specifications is not exhaustive. The logos, as well as the visual identity of the company, are owned by Manitou and cannot be used without authorisation. All rights reserved. The photos and diagrams contained in this brochure are only provided for consultation and information purposes. Manitou BF SA - Limited company with board of directors - Share capital: 39,666,299 euros - 857 802 508 RCS Nantes