

Technical sheet

280 TJ

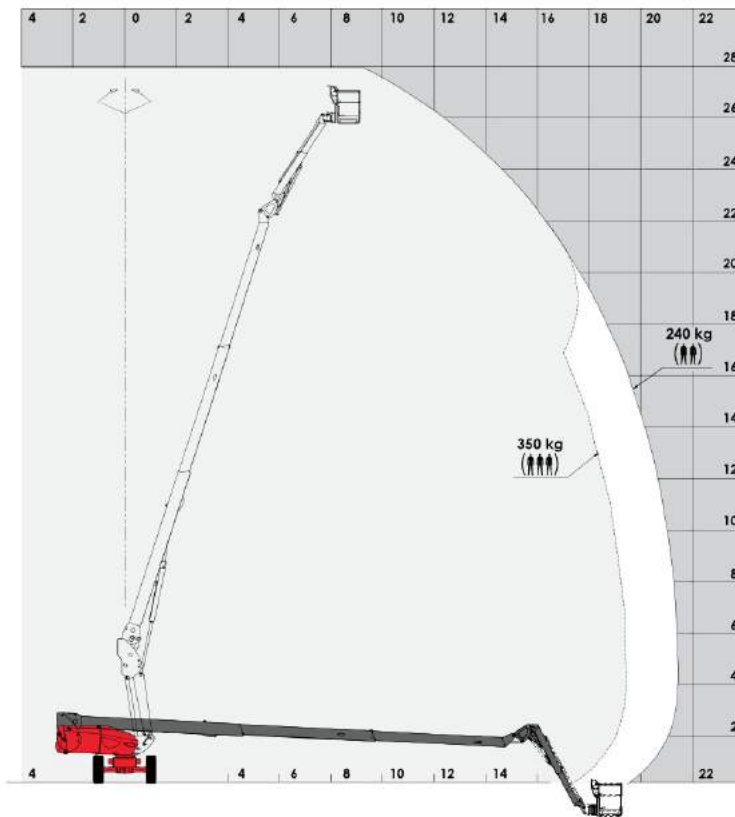
Aerial Work Platforms Diesel Telescopic Jib



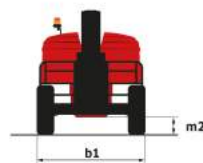
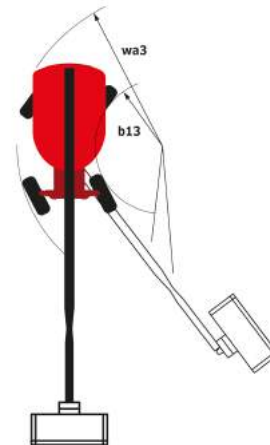
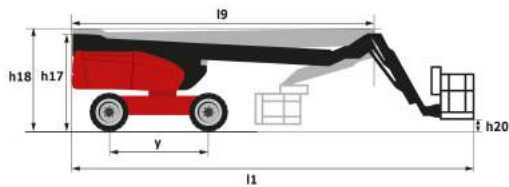
 **MANITOU**
HANDLING YOUR WORLD

Capacities	Metric
Working height	27.75 m
Platform height	25.75 m
Horizontal outreach	21.45 m
Pendular arm rotation (top/bottom)	56.80 ° / -62 °
Platform capacity	240 kg
Turret rotation	360 °
Platform rotation (right/left)	90 ° / 90 °
Number of people (inside/outside)	3 / 2
Weight and dimensions	
2.1 - Platform weight*	16550 kg
2.2 - Platform dimension (L x l)	2.3 x 0.9 m
b1 - Overall width	2.48 m
l1 - Overall length	11.36 m
l9 - Overall length (folded)	8.04 m
h17 - Overall height	2.75 m
h18 - Overall height (folded)	2.71 m
h20 - Floor height (access)	0.48 m
a7 - Counterweight offset (turret at 90°)	1.45 m
b13 - Inner turning radius	1.75 m
wa3 - Outer turning radius	7.24 m
m2 - Ground clearance at center of frame	0.41 m
y - Wheelbase	2.80 m
Performances	
Travel speed	4.70 km/h
Working speed	0.80 km/h
Gradeability	34.50 %
Permissible leveling	4 °
Tires	
Type of tires	Foam-filled
Drive wheels (front/rear)	2 / 2
Steering wheels (front/rear)	2 / 2
Braking wheels (front/rear)	2 / 2
Engine	
I.C. engine	Kubota V2403-M Stage 3A
I.C. Engine power rating	45 hp / 34.10 kW
Miscellaneous	
Ground pressure	22.25 daN/cm ²
Maximum available hydraulic pressure	250 bar
Capacity of hydraulic tank	94 l
Capacity of fuel tank	72 l
Vibration level	<0 m/s ²
Daily consumption**	10.81 l

* varies according to options and standards of the country to which the machine is delivered
** According to "REDUCE cycle



Dimensional drawing



Equipment

Standard

20" tyres

230V Predisposition

4 simultaneous movements

4 wheel drive

4 wheel steer with crab mode

Active oscillating front axle

Audible alarm and illuminated indicator lamp (leveling, overload, lowering)

Backup electrical pump

Basket 2,300 mm

CAN bus technology

Continuous turret rotation

Dead man pedal

Differential locking on rear axle

Electronic platform compensation

Emergency stop button in platform and on frame

Engine on swivel chair

Front axle with limited slip

Fuel gauge with low level indicator

Horn in the platform

Hour meter

Optional

110 or 230V plug with differential circuit-breaker

Additional storage boxes

Air predisposition

Beep on every movement

Beep upon travel

Biodegradable oil

Catalytic cleaner

Coded anti-start

Highly efficient battery

Initial verification report before putting into service

Lockable fuel cap

Basket 1,800 mm

Non-marking tyres

Extreme cold oil

Onboard generator (3,5 or 5 kW)

Personalized paintwork

Refinery kit

Safety harness

Screen protection on the lower box control

SMS : Safe Man System



Siège Social
430 rue de l'Aubinière - 44150 Ancenis Cedex - France
Tel: +33(0)2 40 09 10 11 - Fax: +33 (0)2 40 09 10 97
www.manitou.com



This brochure describes versions and configuration options for Manitou products which may be fitted with different equipment. The equipment described in this brochure may be standard, optional or not available depending on version. Manitou reserves the right to change the specifications shown and described at any time and without prior warning. The manufacturer is not liable for the specifications given. For more information, contact your Manitou dealer. Non-contractual document. Product descriptions may differ from actual products. List of specifications is not comprehensive. The logos and visual identity of the company are the property of Manitou and may not be used without authorisation. All rights reserved. The photos and diagrams contained in this brochure are provided for information only.

MANITOU BF SA - Limited company with board of directors - Share capital: 39,547,824 euros - 857 802 508 RCS Nantes