

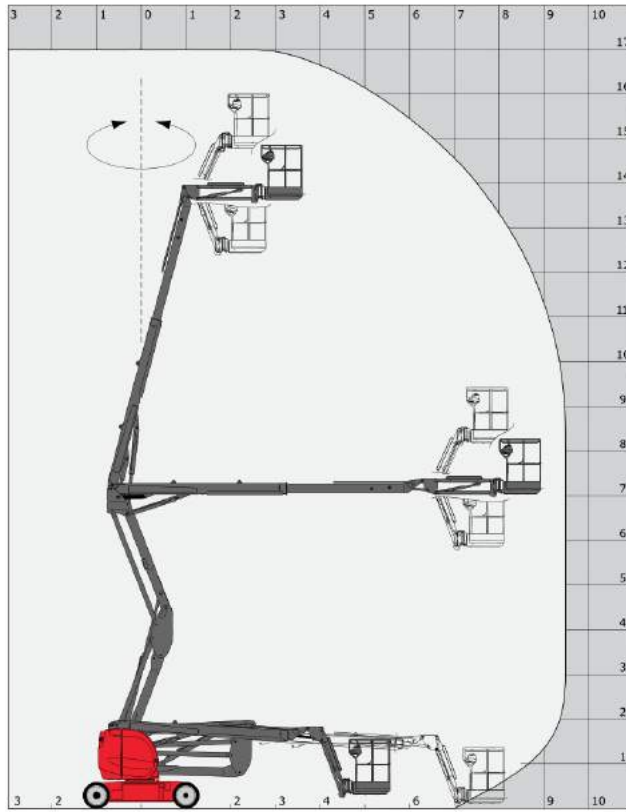
Technical sheet

170 AETJ-L BI

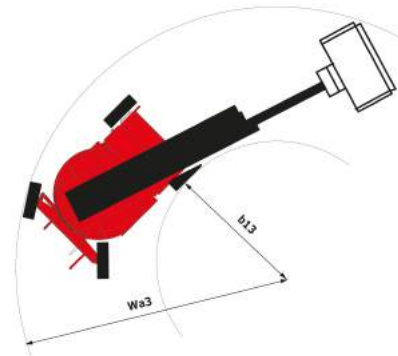
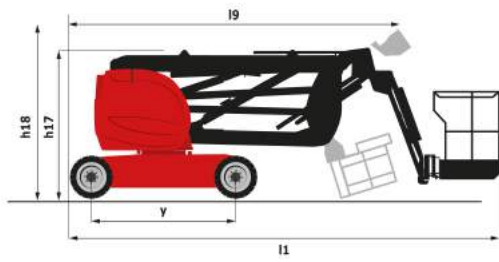
Aerial Work Platforms Dual energy Articulated Jib



Capacities	Metric
Working height	17 m
Platform height	15 m
Horizontal outreach	9.43 m
Overhang	7.27 m
Pendular arm rotation (top/bottom)	70 ° / -70 °
Platform capacity	230 kg
Turret rotation	355 °
Platform rotation (right/left)	70 ° / 70 °
Number of people (inside/outside)	2 / 2
Weight and dimensions	
2.1 - Platform weight*	7435 kg
2.2 - Platform dimension (L x l)	1.2 x 0.922 m
b1 - Overall width	1.91 m
l1 - Overall length	6.99 m
l9 - Overall length (folded)	5.27 m
h17 - Overall height	2.10 m
h18 - Overall height (folded)	2.13 m
h20 - Floor height (access)	0.40 m
a7 - Counterweight offset (turret at 90°)	0 m
b13 - Inner turning radius	1.97 m
wa3 - Outer turning radius	4.27 m
m2 - Ground clearance at center of frame	0.19 m
y - Wheelbase	2.20 m
Performances	
Travel speed	6 km/h
Working speed	0.60 km/h
Gradeability	21 %
Permissible leveling	5 °
Tires	
Type of tires	Non Marking Foam-Filled
Drive wheels (front/rear)	0 / 2
Steering wheels (front/rear)	2 / 0
Braking wheels (front/rear)	0 / 2
Engine	
I.C. engine	Lombardini
I.C. Engine power rating	9.20 kW
Electric engine power rating	4.50 kW
Electric pump	3.70 kW
Generator	5.70 kW
Batteries (C5)	48 V / 300 Ah
Integrated charger	45 V / 48 Ah
Miscellaneous	
Ground pressure	14.48 daN/cm ²
Maximum available hydraulic pressure	200 bar
Capacity of hydraulic tank	12 l
Capacity of fuel tank	30 l



Dimensional drawing



Equipment

Standard

230V Predisposition

All-terrain, non-marking, foam-filled tires

Audible alarm and illuminated indicator lamp (leveling, overload, lowering)

Battery charge indicator lamp

CAN bus technology

Emergency stop button in platform and on frame

Horn in the platform

Hour meter

Integrated diagnostic assistance

Manual emergency lowering

Multi-voltage integrated charger

Negative-type braking on rear wheels

Pendular arm

Platform with open-work floor

Proportional controls

Protective cover for control panel

Slings and securing rings

Tool box in platform

Traction battery

Travel possible at maximum height

Optional

110 or 230V plug with differential circuit-breaker

Air predisposition

Basket 1 200 mm

Beep on every movement

Beep upon travel

Biodegradable oil

Centralized recharging of battery

Flashing Light

Initial verification report before putting into service

Lockable fuel cap

Extreme cold oil

Personalized paintwork

Safety harness

Water predisposition

Working headlight in platform



Siège Social
430 rue de l'Aubinière - 44150 Ancenis Cedex - France
Tel: +33(0)2 40 09 10 11 - Fax: +33 (0)2 40 09 10 97
www.manitou.com



This brochure describes versions and configuration options for Manitou products which may be fitted with different equipment. The equipment described in this brochure may be standard, optional or not available depending on version. Manitou reserves the right to change the specifications shown and described at any time and without prior warning. The manufacturer is not liable for the specifications given. For more information, contact your Manitou dealer. Non-contractual document. Product descriptions may differ from actual products. List of specifications is not comprehensive. The logos and visual identity of the company are the property of Manitou and may not be used without authorisation. All rights reserved. The photos and diagrams contained in this brochure are provided for information only.

MANITOU BF SA - Limited company with board of directors - Share capital: 39,547,824 euros - 857 802 508 RCS Nantes