

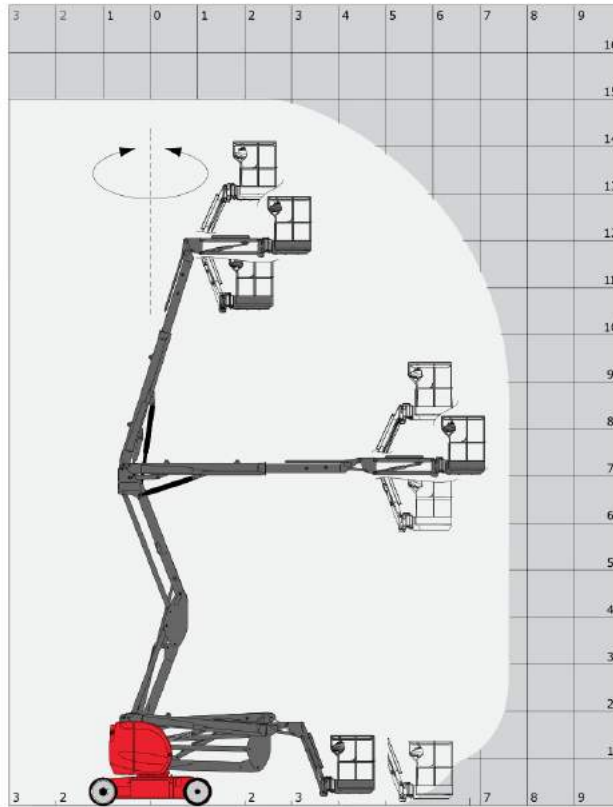
Technical sheet

150 AETJ-C

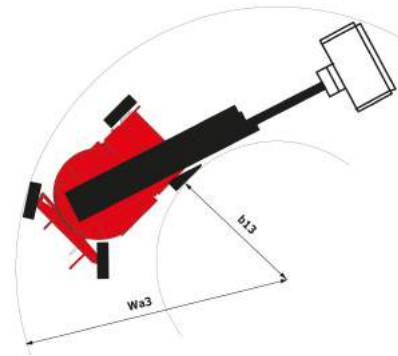
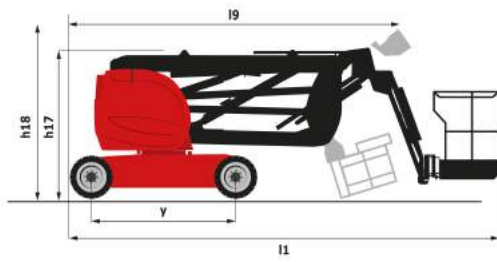
Aerial Work Platforms Electric Articulated Jib



Capacities	Metric
Working height	15 m
Platform height	13 m
Horizontal outreach	7.60 m
Overhang	7 m
Pendular arm rotation (top/bottom)	65 ° / -65 °
Platform capacity	200 kg
Turret rotation	355 °
Platform rotation (right/left)	66 ° / 59 °
Number of people (inside/outside)	2 / 2
Weight and dimensions	
2.1 - Platform weight*	6700 kg
2.2 - Platform dimension (L x l)	1.2 x 0.922 m
b1 - Overall width	1.50 m
l1 - Overall length	6.05 m
l9 - Overall length (folded)	4.40 m
h17 - Overall height	1.97 m
h18 - Overall height (folded)	2.08 m
h20 - Floor height (access)	0.40 m
a7 - Counterweight offset (turret at 90°)	0.12 m
b13 - Inner turning radius	1.87 m
wa3 - Outer turning radius	3.96 m
m2 - Ground clearance at center of frame	0.14 m
y - Wheelbase	2 m
Performances	
Travel speed	5 km/h
Working speed	0.60 km/h
Gradeability	22 %
Permissible leveling	3 °
Tires	
Type of tires	No Marking
Drive wheels (front/rear)	0 / 2
Steering wheels (front/rear)	2 / 0
Braking wheels (front/rear)	0 / 2
Engine	
Electric engine power rating	4.50 kW
Electric pump	3.70 kW
Batteries (C5)	48 V / 240 Ah
Integrated charger	48 V / 30 Ah
Miscellaneous	
Ground pressure	13.50 daN/cm ²
Maximum available hydraulic pressure	210 bar
Capacity of hydraulic tank	12 l



Dimensional drawing



Equipment

Standard

230V Predisposition

Audible alarm and illuminated indicator lamp (leveling, overload, lowering)

Battery charge indicator lamp

CAN bus technology

Emergency stop button in platform and on frame

Horn in the platform

Hour meter

Integrated diagnostic assistance

Manual emergency lowering

Multi-voltage integrated charger

Negative-type braking on rear wheels

Non-marking rubber tires

Pendular arm

Platform with open-work floor

Proportional controls

Slings and securing rings

Tool box in platform

Traction battery

Travel possible at maximum height

Optional

110 or 230V plug with differential circuit-breaker

3D

Air predisposition

Basket 1 200 mm

Beep on every movement

Beep upon travel

Biodegradable oil

Centralized recharging of battery

Flashing Light

Highly efficient battery

Initial verification report before putting into service

Maintenance-free battery

Extreme cold oil

Personalized paintwork

Protective cover for control panel

Safety harness

SMS : Safe Man System

Water predisposition

Working headlight in platform



Siège Social
430 rue de l'Aubinière - 44150 Ancenis Cedex - France
Tel: +33(0)2 40 09 10 11 - Fax: +33 (0)2 40 09 10 97
www.manitou.com



This brochure describes versions and configuration options for Manitou products which may be fitted with different equipment. The equipment described in this brochure may be standard, optional or not available depending on version. Manitou reserves the right to change the specifications shown and described at any time and without prior warning. The manufacturer is not liable for the specifications given. For more information, contact your Manitou dealer. Non-contractual document. Product descriptions may differ from actual products. List of specifications is not comprehensive. The logos and visual identity of the company are the property of Manitou and may not be used without authorisation. All rights reserved. The photos and diagrams contained in this brochure are provided for information only.

MANITOU BF SA - Limited company with board of directors - Share capital: 39,547,824 euros - 857 802 508 RCS Nantes