

JIB RANGE





Big Bag Handler (HBB)	88
2-Hook Jib (P)	90
3-Hook Jib (P) NEW	91
Extension Jib (P)	92
Extensible Jib (JE)	94
Frame Mounted Hook (PC)	96
Heavy Duty Frame Mounted Hook (PC)	97
Swing jib (PO)	98
Extensible Jib With Winch (PT)	99
Extension Jib With Winch (PT)	100




BIG BAG HANDLER




- Increases the efficiency & safety of all big-bag handling operations.
- Tubular structure- limits the risk of bag damages & fall.
- Handles indifferently big bags with 1, 2 or 4 loops (max. 600kg/loop).
- 100% designed & homologated as a suspended load attachment.
- Available for forklift trucks (FEM/ ISO carriage) as a special solution.
- (1) : version dedicated to MT 420 with skid steer carriage option.





Anti-swing bag stabilizer-
increases stability



4 non-damaging bag stops-
improved safety


	HBB 1500 / 2400
Hook capacity (kg)	2400
Forward reach / depth (mm)	1570
Weight (kg)	186

Machine compatibility	
Reference	931627 (1) 52578030
MC- on FEM carriage	
MI- on FEM carriage	
MSI- on FEM carriage	
MLT 625	x
MLT 630 <i>NewAG</i>	x
MLT 635 <i>NewAG</i>	x
MLT 730 <i>NewAG</i>	x
MLT-X 732	x
MLT 733 <i>NewAG</i>	x
MLT-X 735	x
MLT 737 <i>NewAG</i>	x
MLT 741 <i>NewAG</i>	x
MLT 840	x
MLT 940 <i>NewAG</i>	x
MLT 845	x
MLT 1040	x
MLT 961	x
MLA-T 533	x
MT 420	x (limited capacity)
MT 625	x
MT 733 Easy	x
MT 933 Easy	x
MT 1033 Easy	x
MT 1135	x
MT 1335	x
MT 1440	x
MT 1840	x
MRT Easy	x
MRT 2470	x
MRT 3050	x
MRT 3255	x


MANDATORY MACHINE EQUIPMENT: ✕



2-HOOK JIB



- 2 forward reaches possible for more flexibility in performing daily tasks.
- Recommended for yard handling & other suspended load applications.



Safety: homologated self locking swivel hook

	P 4000	P 6000
Hook capacity #1 (kg)	4000	6000
Forward reach / depth #1 (mm)	708	808
Hook capacity #2 (kg)	1200	2000
Forward reach / depth #2 (mm)	2708	2708
Weight (kg)	210	282

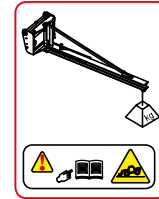
Machine compatibility		
Reference	653226	N/A
MT 733 Easy	x	
MT 933 Easy	x	
MT 1033 Easy	x	
MT 1135	x	
MT 1335	x	
MT 1440	x	
MT 1840	x	
E-RECO	921321	921322
MRT Easy	x	x
MRT Privilege +	x	x
MRT 3255		x

MANDATORY MACHINE EQUIPMENT: ✕

NEW



3-HOOK JIB



- 3 possible forward reaches positions for more flexibility in daily tasks.
- Perfect attachment for all heavy suspended loads.
- Safety: homologated self locking swivel hook.

(1) with the adaptation kit ref. 52623065

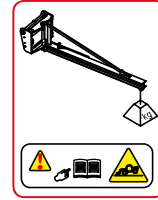
	P 9 T	P 13 T	P 18 T	P 25 T	P 36 T
Hook capacity #1 (kg)	9000	13000	18000	25000	36000
Forward reach / depth #1 (mm)	470	700	700	700	905
Hook capacity #3 (kg)	2000	7500	10000	13000	10000
Forward reach / depth #3 (mm)	2300	2000	2000	1800	3000
Weight (kg)	295	560	570	890	1490

Machine compatibility					
E-RECO	930830	53009841	53011885	53010431	52604320
MHT 790	x				
MHT 1490	x				
MHT 10130		x			
MHT 10180			x		
MHT 10230				x	
MHT 12330				(1)	x
MRT 2470	x				

MANDATORY MACHINE EQUIPMENT: ✕




EXTENSION JIB




- Perfect for transporting and placing beams, frames.
- Improves the forward reach of the telehandler.





Tubular structure designed for optimal weight/rigidity ratio



Safety: homologated self locking swivel hook

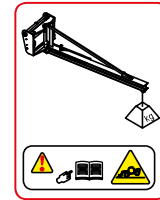
	P 600	P 1000	P 1500	P 2000
Hook capacity (kg)	600	1000	1500	2000
Forward reach / depth (mm)	3797	3797	2677	2336
Weight (kg)	210	210	186	190

Machine compatibility				
Reference	653228	N/A	N/A	N/A
MT 733 Easy	x			
MT 933 Easy	x			
MT 1033 Easy	x			
MT 1135	x			
MT 1335	x			
MT 1440	x			
MT 1840	x			
E-RECO	921316	921317	921319	921320
MRT Easy	x	x	x	x
MRT Privilege +	x	x	x	x
MRT 3255	x		x	x

MANDATORY MACHINE EQUIPMENT: ✕



EXTENSIBLE JIB



- Simple & safe solution for the handling & the placement of roof trusses (packed or separated).
- Safety: self-locking, rotating homologated hook + dedicated truss hook.





Homologated rotating truss hook



User-friendly extension

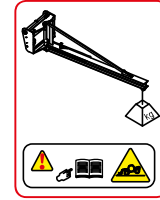
	JE 6000 / 600
Hook capacity #1 (kg)	600
Forward reach / depth (mm)	3645
Hook capacity #2 (kg)	300
Forward reach / depth (mm)	4845
Hook capacity #3 (kg)	100
Forward reach / depth (mm)	5845
Weight (kg)	265

Machine compatibility	
Reference	939995
MT 733 Easy	x
MT 933 Easy	x
MT 1033 Easy	x
MT 1135	x
MT 1335	x
MT 1440	x
MT 1840	x

MANDATORY MACHINE EQUIPMENT: ✕



FRAME MOUNTED HOOK



- Very compact attachment keeping the machine's capacity & stability unchanged.
- Safety: homologated self locking swivel hook.
- Basic attachment for safe suspended load handling.
- (1) : version dedicated to MT 420 with skid steer carriage option.

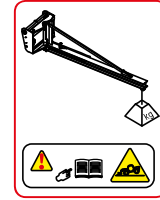
	PC 40	PC 50	PC 60
Hook capacity (kg)	4000	5000	6000
Forward reach / depth (mm)	475	475	475
Weight (kg)	120	120	120

Machine compatibility			
Reference	708553	708544 (1/ 52579090)	939050
MLT 845		x	
MLT 961		x	x
MLA-T 533		x	
MT 420		x	
MT 625		x	
MT 733 Easy		x	
MT 933 Easy		x	
MT 1033 Easy		x	
MT 1135	x	x	
MT 1335	x	x	
MT 1440		x	
MT 1840		x	
MHT-X 860		x	x
E-RECO	921333	921335	939050
MRT Easy	x	x	
MRT Privilege +	x	x	
MRT 2470	x	x	x
MRT 3255		x	x

MANDATORY MACHINE EQUIPMENT: ✕



HEAVY DUTY FRAME MOUNTED HOOK



- Perfect handling for all heavy suspended-load handlings.
- Very compact attachment for a perfect stability & maximum capacity.
- Safety: homologated self locking swivel hook.

(1) with the adaptation kit ref. 52623065

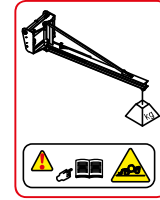
	PC 9 T	PC 13 T	PC 18 T	PC 25 T	PC 35 T
Hook capacity (kg)	9000	13000	18000	22000	tbc
Forward reach / depth (mm)	260	700	700	700	tbc
Weight (kg)	129	430	460	460	tbc

Machine compatibility					
E-RECO	939970	53008009	53011879	53008289	
MRT 2470	x				
MHT 790	x				
MHT 1490	x				
MHT 10130		x			
MHT 10180			x		
MHT 10230				x	
MHT 12330				(1)	x

MANDATORY MACHINE EQUIPMENT: ✕



SWING JIB



- Slewing crane +/-15° for more flexibility in narrow buildings or industrial sites.
- Better work output in performing daily tasks.



Safety: homologated swivel self locking hook

	PO 600 / 2500	PO 1000 / 1500	PO 2000 / 1000
Hook capacity (kg)	600	1000	2000
Forward reach / depth (mm)	2500	1500	1000
Slewing	+/- 15°	+/- 15°	+/- 15°
Weight (kg)	320	275	255

Machine compatibility			
Reference	784641	784642	784643
MT 733 Easy	x	x	x
MT 933 Easy	x	x	x
MT 1033 Easy	x	x	x
MT 1440	x	x	x
MT 1840	x	x	x

MANDATORY MACHINE EQUIPMENT:




EXTENSIBLE JIB WITH WINCH



- Significantly improves forward reach.
- Adjustable length for an excellent polyvalence (manual extension).



Safety: end of cable/hook upper position automatic movement stop



Safety: homologated self locking swivel hook

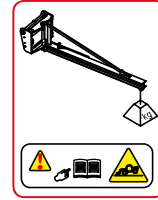
	PT 800
Hook capacity (kg)	1000 to 800
Forward reach / depth (m)	4 to 7
Cable length (m)	37
Speed (m/min)	48
Working height (m)	35
Weight (kg)	559

Machine compatibility	
E-RECO	921323
MRT Privilege +	x
MRT 3255	x

MANDATORY MACHINE EQUIPMENT: 



EXTENSION JIB WITH WINCH




- Perfect for transporting and placing beams, frames.
- Improves the forward reach of the telehandler.
- Turns your telehandler into a crane.





Safety: end of cable/hook upper position automatic movement stop



Safety: homologated self locking swivel hook

	PT 600	PT 1000	PT 1500	PT 2000	
Hook capacity (kg)	600	1000	1500	2000	2000
Forward reach / depth (mm)	4104	4104	3008	2517	2517
Cable length (m)	40	56	37	49	70
Working height (m)	38	27	35	24	24
Hook speed (m/min)	94	44	48	24	24
Cable loops	Direct	1	Direct	1	1
Weight (kg)	278	299	324	354	354

Machine compatibility					
Reference	708538	N/A	N/A	N/A	N/A
MT 733 Easy	x				
MT 933 Easy	x				
MT 1033 Easy	x				
MT 1440	x				
MT 1840	x				
E-RECO	921325	921326	921330	921331	939392
MRT Easy	x	x	x	x	
MRT Privilege +	x	x	x	x	
MRT 2470					x
MRT 3050					x
MRT 3255	x		x		x

MANDATORY MACHINE EQUIPMENT:



E-Reco, an attachment recognition system for greater simplicity











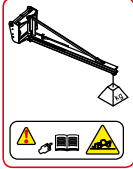

Manitou is offering, as standard, the attachment-recognition system on its new-generation of rotary telescopic trucks MRT EASY and MRT PRIVILEGE +.

The system uses RFID radio-identification technology, very widely used in industry and retail.

This autonomous technique can remotely recover and record data. The machine detects the attachment at the head of the boom, analyses its data and directly proposes the corresponding working configuration (working envelope + movement speed + safety).

This technology provides the load chart in real time, taking into account the rotation angle of the turret and the position of the machine's stabilisers and in accordance with the mobile crane standard.

TABLE SYMBOL

	No predisposition required
	Hydraulic line
	Return piping to hydraulic oil tank
	Electric predisposition
	Platform predisposition
	Tyre handler, cylinder handler predisposition
	Please contact your Manitou subsidiary (special solution request required)
	Round bale
	Square bale
	Wrapped bale
	Suspended load : read user manual
	Machine equipped with attachment recognition system



Agriculture



Construction



Industry