

FORK & GRAB RANGE





Square Bale Fork (FB)	78
Manure Fork With Grapple (FFGR)	80
High Capacity Silage & Manure Grab (FMG)	82
Shear Grab (SHG)	84

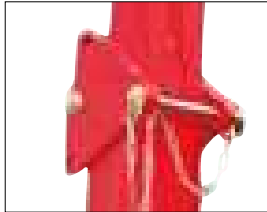


SQUARE BALE FORKS




- Simple & economical solution for bale handling.
- Simultaneous handling of 4 bales.
- Foldable tines: suitable for road traffic.






Foldable frame for under-roof handling



Grip teeth on top of frame.



Foldable tines: suitable for road traffic


	FB 1900 / 1700
Clamp capacity (kg)	1700
Width (mm)	1878
Weight (kg)	215

Machine compatibility	
Reference	790699
MLT 625	x
MLT 630 <i>NewAg</i>	x
MLT 635 <i>NewAg</i>	x
MLT 730 <i>NewAg</i>	x
MLT-X 732	x
MLT 733 <i>NewAg</i>	x
MLT-X 735	x
MLT 737 <i>NewAg</i>	x
MLT 741 <i>NewAg</i>	x
MLT 840	x
MLT 940 <i>NewAg</i>	x
MLT 961	x
MLT 1040	x
MLA-T 533	x

MANDATORY MACHINE EQUIPMENT: ✕




MANURE FORK WITH GRAPPLE




- Handling material with a density $\leq 1200 \text{ kg/m}^3$.
- Bolt-on teeth and tines for easy maintenance.
- Adjustable grab opening : can be used with bales or bulky manure.






Strong structure



Complete grab opening > 90° allows working flush with wall



Grab opening adjustment

	FFGR 1700	FFGR 1950 DA	FFGR 1950	FFGR 2100	FFGR 2400
Capacity (L)	1050	1200	1200	1300	1520
Width (mm)	1700	1950	1950	2100	2400
Teeth and/or tines	8 / 7	9 / 7	9 / 7	10 / 7	12 / 8
Weight (kg)	505	530	477	492	528

Machine compatibility					
Reference	751429	751428	751404	751403	751405
MLT 625	x	x			
MLT 630 <i>NewAG</i>			x	x	
MLT 635 <i>NewAG</i>				x	x
MLT 730 <i>NewAG</i>			x	x	
MLT-X 732				x	x
MLT 733 <i>NewAG</i>				x	x
MLT-X 735				x	x
MLT 737 <i>NewAG</i>				x	x
MLT 741 <i>NewAG</i>				x	x
MLT 840					x
MLT 845				x	x
MLT 940 <i>NewAG</i>				x	x
MLT 1040					x

MANDATORY MACHINE EQUIPMENT:



HIGH CAPACITY SILAGE & MANURE GRAB




- Increased capacity for more work output by manure handling.
- Also perfect silage pit preparation.
- Adapted to straw-manure (density <math>< 700 \text{ kg/m}^3</math>).
- Reinforced structure for intensive applications.
- Teeth: $\text{\O} 45\text{mm}$, length: 939mm.
- Tines: $\text{\O} 45\text{mm}$, length: 1100mm.





Excellent visibility thanks to its innovative design



Complete grab opening > 90° allows working flush with wall



Grab rotation stops for an improved cylinder longevity.

*For silage & light straw manure.
Max 700 kg/m².*

FMG 2450 / 2000	
Capacity (L)	2000
Width (mm)	2435
Teeth and/or tines	5 / 12
Weight (kg)	686

Machine compatibility	
Reference	790534
MLT 635 <i>NewAg</i>	x
MLT 733 <i>NewAg</i>	x
MLT-X 735	x
MLT 737 <i>NewAg</i>	x
MLT 741 <i>NewAg</i>	x
MLT 840	x
MLT 940 <i>NewAg</i>	x
MLT 961	x
MLT 1040	x

MANDATORY MACHINE EQUIPMENT: 




SHEAR GRAB



- Suitable for any type of silage.
- Very clean silage pit face avoiding secondary fermentation.
- Powerful attachment for a fast cut.
- Strong boxed structure + massive use of noble steel.





Lateral shear + double tines on sides for easy cutting operations



Bolt-on teeth- perfect cut & easy maintenance (except SHG 1700 / 850 welded)

	SHG 1600 / 1200	SHG 1700 / 850	SHG 1800 / 1350	SHG 2200 / 1650	SHG 2400 / 1800
Capacity (L)	1200	850	1350	1650	1800
Width (mm)	1654	1865	1850	2254	2454
Forward reach / depth (mm)	1295	1267	1295	1295	1295
Weight (kg)	705	710	749	835	936

Machine compatibility					
Reference	52000380	757723	52000381	52000382	52000383
MLT 625	x				
MLT 630 <i>NewAG</i>			x		
MLT 635 <i>NewAG</i>				x	
MLT 730 <i>NewAG</i>			x		
MLT-X 732				x	
MLT-X 735		x		x	
MLT 737 <i>NewAG</i>					x
MLT 741 <i>NewAG</i>					x
MLT 840					x
MLT 940 <i>NewAG</i>					x
MLT 1040					x
MLA-T 533				x	

MANDATORY MACHINE EQUIPMENT: 



E-Reco, an attachment recognition system for greater simplicity











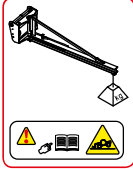

Manitou is offering, as standard, the attachment-recognition system on its new-generation of rotary telescopic trucks MRT EASY and MRT PRIVILEGE +.

The system uses RFID radio-identification technology, very widely used in industry and retail.

This autonomous technique can remotely recover and record data. The machine detects the attachment at the head of the boom, analyses its data and directly proposes the corresponding working configuration (working envelope + movement speed + safety).

This technology provides the load chart in real time, taking into account the rotation angle of the turret and the position of the machine's stabilisers and in accordance with the mobile crane standard.

TABLE SYMBOL

	No predisposition required
	Hydraulic line
	Return piping to hydraulic oil tank
	Electric predisposition
	Platform predisposition
	Tyre handler, cylinder handler predisposition
	Please contact your Manitou subsidiary (special solution request required)
	Round bale
	Square bale
	Wrapped bale
	Suspended load : read user manual
	Machine equipped with attachment recognition system



Agriculture



Construction



Industry