



PLATFORM RANGE





Platform (NAC)	104
Alureach Platform (PSE)	106
Fast Opening Platform (PSE) NEW	108
Extensible Platform (NAC)	110
Roofer Platform (NC)	112
Fixed slewing roofer platform (NC-IT)	114
Rib handling platform (D 1500)	115
Raised Extensible Platform	116
Platform With Winch (NAC ARG)	117
Deep Extensible Platform (NAC)	118
Platform With Dismountable Fops Roof (RF/P)	119
Aerial Jib 1 (AERIAL JIB 1)	120
Aerial Jib 2 (AERIAL JIB 2)	121
System 3D (3D)	122



PLATFORM



- Simplicity & efficiency in people lifting.
- Standard handrail on all platforms.
- Maximum safety & efficiency in people lifting.
- Legally approved for 3 people (platform capacity includes 3 people).






Easy access on both sides -Sliding bars-



Overload sensor



Non-slip metal floor

	NAC 1.2M x 0.8 M	NAC 2M	ORH
Platform capacity (including people) (kg)	200	365	365
Working width (mm)	1390	2000	2000
Slewing	N/A	N/A	+/- 90°
Number of people (legally approved)	2	3	3
Weight (kg)	165	393	570

Machine compatibility

Reference	939382	788782	N/A
MT 625 HA	x	x	
MT 1135 HA		x	
MT 1335 HA		x	
MT 1440 A / HA		x	
MT 1840 A / HA		x	
E-RECO	923345	921296	921304
MRT Easy		x	x
MRT Privilege +	x	x	x
MRT 3255		x	x
MHT 790		x	x
MHT 1490		x	x
E-RECO	N/A	939240	N/A
MHT 10130		x	
MHT 10180		x	
MHT 10230		x	

MANDATORY MACHINE EQUIPMENT: 



ALUREACH PLATFORM



- Basket 100% made of aluminium- 150kg lighter than steel.
- Lower weight= +1m forward reach vs. Steel version (PSE 4400/365).
- EN 280-compliant- uncompromized safety.
- Legally approved for 3 people.





Floor-lifting levers for an easier opening





3x access with lift-bar



Rotation & carriage
100% made of steel

* Sales limited to specific markets

	PSE 4200 / 365 ALU
Platform capacity (including people) (kg)	365
Working width (m)	2.34/4.15
Slewing	180°
Number of people (legally approved)	3
Weight (kg)	500
Machine compatibility	
E-RECO	939445
MRT 2470	x
MRT 3050	x
MRT Privilege +	
MRT 3255	

MANDATORY MACHINE EQUIPMENT: 



FAST OPENING PLATFORM



- Maximum safety & efficiency in people lifting.
- Folding/unfolding within 50 seconds.
- Legally approved for 3 people.
- All platforms with 3 accesses (2x side + in front).
- «D» : right access with side door.
- «DD» : front & right access with side door.





User-friendly opening system for fast and easy folding/unfolding



Overload sensor



Non-slip metal floor

* Sales limited to specific markets

** Reduced to 365kg if the machine is equipped with a «TSDL» integrated side shift

	PSE 4400 / 365	PSE 4400 / 365 D	PSE 4400 / 365 DD	PSE 4400 / 1000 D	PSE 4400 / 700 D *
Platform capacity (including people) (kg)	365	365	365	1000	700
Working width (m)	2.25/4.4	2.25/4.4	2.25/4.4	2.25/4.4	2.25/4.4
Slewing	+/- 90°	+/- 90°	+/- 90°	+/- 90°	+/- 90°
Number of people (legally approved)	3	3	3	3	3
Weight (kg)	650	670	690	1030	1030

Machine compatibility

Reference	N/A	939021	53012073	939022 **	939023 **
MT 1135 HA		x	x	x	x
MT 1335 HA		x	x	x	x
MT 1440 A / HA		x	x	x	x
MT 1840 A / HA		x	x	x	x
E-RECO	914500	939750	53012074	939500	939020
MRT Easy	x	x	x	x	x
MRT Privilege +	x	x	x	x	x
MRT 3255	x	x		x	x
MHT 1490	x			x	
E-RECO	939241	N/A		939242	N/A
MHT 10130	x			x	
MHT 10180	x			x	
MHT 10230	x			x	

MANDATORY MACHINE EQUIPMENT:



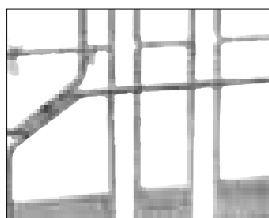


EXTENSIBLE PLATFORM



- Maximum safety & efficiency in people lifting.
- Legally approved for 3 people (platform capacity includes 3 people).





Reinforced and galvanized structure



Overload sensor



Non-slip metal floor

*Reduced to 365kg is the machine is equipped with a «TSDL» integrated side shift

	NAC 2.45 / 5m 365kg	NAC 2.45 / 5m 1000kg	NAC 2.45 / 6m 365kg
Platform capacity (including people) (kg)	365	1000	365
Working width (m)	2.45/5	2.45/5	2.45/6
Slewing	180°	180°	180°
Number of people (legally approved)	3	3	3
Weight (kg)	1020	1150	1210

Machine compatibility			
Reference	N/A	788786 *	788784 *
MT 1135 HA		X	X
MT 1335 HA		X	X
MT 1440 A / HA		X	X
MT 1840 A / HA		X	X
E-RECO	921309	921308	921310
MRT Easy	X	X	X
MRT Privilege +	X	X	X
MRT 3255	X	X	X

MANDATORY MACHINE EQUIPMENT: 




ROOFER PLATFORM



- Maximum safety in people lifting.
- Cutting edge platform design for roof work.
- Legally approved for 3 people (platform capacity includes 3 people).





Safety: front opening only if in contact with the roof



Overload, roof presence & physical locking sensors.



Non-slip metal floor

	NC 365	NC 1000
Platform capacity (including people) (kg)	365	1000
Working width (m)	2.42/3.68	2.42/3.68
Slewing	180°	180°
Number of people (legally approved)	3	3
Weight (kg)	920	920

Machine compatibility

Reference	788789	788791
MT 1135 HA	x	x
MT 1335 HA	x	x
MT 1440 A / HA	x	x
MT 1840 A / HA	x	x
E-RECO	923309	921294
MRT Easy	x	x
MRT Privilege +	x	x
MRT 3255		x

MANDATORY MACHINE EQUIPMENT: 



FIXED SLEWING ROOFER PLATFORM




- Maximum safety in people lifting.
- Forward front opening possible only if sensors are in contact with the roof.
- Total capacity 1000kg- of which 400kg can be applied of the overhanging part.
- Legally approved for 3 people (platform capacity includes 3 people).



2 roof presence sensors



Sliding bar access on each side



Safety: sensors prevent from platform movements when front part is opened

	NC 2.3 x 1.2
Platform capacity (including people) (kg)	1000
Working width (m)	2.3
Slewing	180°
Number of people (legally approved)	3
Weight (kg)	945
Machine compatibility	
E-RECO	923323
MRT Easy	x
MRT Privilege +	x

MANDATORY MACHINE EQUIPMENT: 



RIB HANDLING PLATFORM



- Safe and complet solution: rib handling clamp + access platform.
- Hydraulic rib clamp mounted on a telescopic, mobile arm.
- Movements: arm 95° upward, +/- 15° sideward; head +/- 15°.
- Removable overhead guard.
- Legally approved for 2 people (included in the basket capacity).



U-shaped platform for an easy access to the rib mounting spot



Hydraulic rib clamp- opening
325 - 482mm

	Rib handling platform "D 1500"
Platform capacity (including people) (kg)	200
Clamp capacity (kg)	1500
Height (m)	2.9
Number of people (legally approved)	2
Weight (kg)	950

Machine compatibility	
E-RECO	923346
MRT Easy	x
MRT 2150 Privilege +	x
MRT 2550 Privilege +	x
MRT 2470	x
MRT 3050	x

MANDATORY MACHINE EQUIPMENT: 



RAISED EXTENSIBLE PLATFORM



- Maximum safety in people lifting.
- 55cm raised for improved work efficiency under roof tops or in tunnels.
- Legally approved for 3 people. (platform capacity includes 3 people).

	Raised platform 2.25-4m
Platform capacity (including people) (kg)	365
Working width (m)	2.25/4
Slewing	+/- 90°
Number of people (legally approved)	3
Weight (kg)	1100

Machine compatibility	
E-RECO	923343
MRT Easy	x
MRT 2150 Privilege +	x
MRT 2550 Privilege +	x
MRT 2470	x
MRT 3050	x
MRT 3255	x

MANDATORY MACHINE EQUIPMENT:



PLATFORM WITH WINCH



- Must-have attachment for cladding & industrial maintenance applications.
- Hydraulic winch mounted on hydraulically lifted jib for more versatility (slewing: manual).
- Legally approved for 3 people. (platform capacity includes 3 people).
- 2 different winch capacity/ platform capacity couples.

MRT: specific mandatory machine equipment required

- MRT Easy S1: 52632934
- MRT 2470 / MRT 3050: 53023892
- MRT Easy S2: 52587916
- MRT 3255: 53003381
- MRT 2150: 53009021
- MRT 2550: 53009022

«MHT : E-reco mandatory»

	NAC ARG 450kg/450kg	NAC ARG 600kg/300kg	ORH 3M 600kg/300kg
Platform capacity (including people) + hook capacity (kg)	450 + 450	600 + 300	600 + 300
Working width (m)	2.25/4	2.25/4	3.2
Slewing	+/- 90°	+/- 90°	+/- 90°
Number of people (legally approved)	3	3	3
Weight (kg)	1330	1330	1175

Machine compatibility

E-RECO	914440	923336	53004852
MRT Easy	x	x	
MRT Privilege +	x	x	
MRT 2470	x	x	
MRT 3050	x	x	
MRT 3255	x	x	
MHT 1490		x= 939155	x
E-RECO	939246	939245	N/A
MHT 10130	x	x	
MHT 10180	x	x	
MHT 10230	x	x	

MANDATORY MACHINE EQUIPMENT:  +  + SPECIAL




DEEP EXTENSIBLE PLATFORM




- 2m deep platform to facilitate the handling of bulky loads in the platform.
- Interesting for asbestos removal- easy access & significant space to place tiles.



Self-closing front door with opening sensors



2 side doors for an easy access when folded



Non-slip metal floor

	NAC 2 2.5 / 4m 1000kg	ORH 2 2.5 / 4m 700kg
Platform capacity (including people) (kg)	1000	700
Forward reach / depth (m)	2	2
Working width (m)	2.5/4	2.5/4
Slewing	-	+/- 40°
Number of people (legally approved)	3	3
Weight (kg)	1000	1300

Machine compatibility

E-RECO	921355	921358
MRT 2145 Easy	x	x
MRT 2545 Easy	x	x
MRT 2150 Privilege +	x	x
MRT 2550 Privilege +	x	x
MRT 2470	x	x
MRT 3050	x	x


MANDATORY MACHINE EQUIPMENT: 



PLATFORM WITH DISMOUNTABLE FOPS ROOF



- Platform fitted with a dismountable FOPS -certified roof for optimal personal protection.
- Adaptability: can be used as a regular 3m slewing platform when the roof is dismounted.
- Capacity 1000kg allowing the use of heavy tools in the platform.



Standard handrail all around the attachment



1 side access with bar

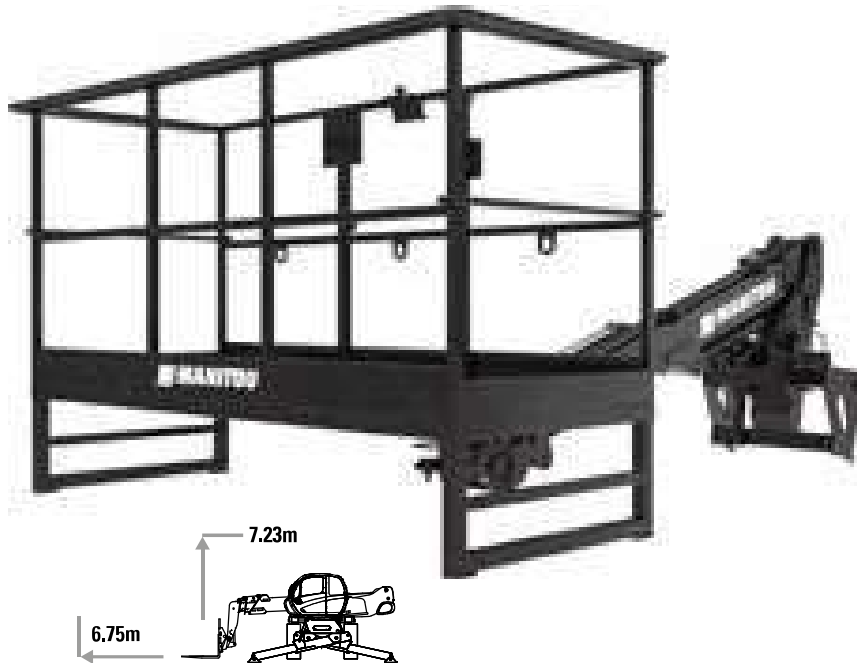
	RF/P 3x1.2m 1000kg
Platform capacity (including people) (kg)	1000
Working width (m)	3
Slewing	+/- 90°
Number of people (legally approved)	3
Weight (kg)	1100

Machine compatibility	
E-RECO	921357
MRT Easy	x
MRT 2150 Privilege +	x
MRT 2550 Privilege +	x
MRT 2470	x
MRT 3050	x

MANDATORY MACHINE EQUIPMENT: 



AERIAL JIB 1



- Maximum safety in people lifting.
- Positive work area, 90°/90° basket rotation.
- Basket mounted on a telescopic boom.
- Legally approved for 2 people (platform capacity includes 2 people).
- Wide basket & substantial basket capacity.

	Aerial Jib 1
Platform capacity (including people) (kg)	365
Working width (m)	2.5
Slewing	180°
Number of people (legally approved)	2
Weight (kg)	930

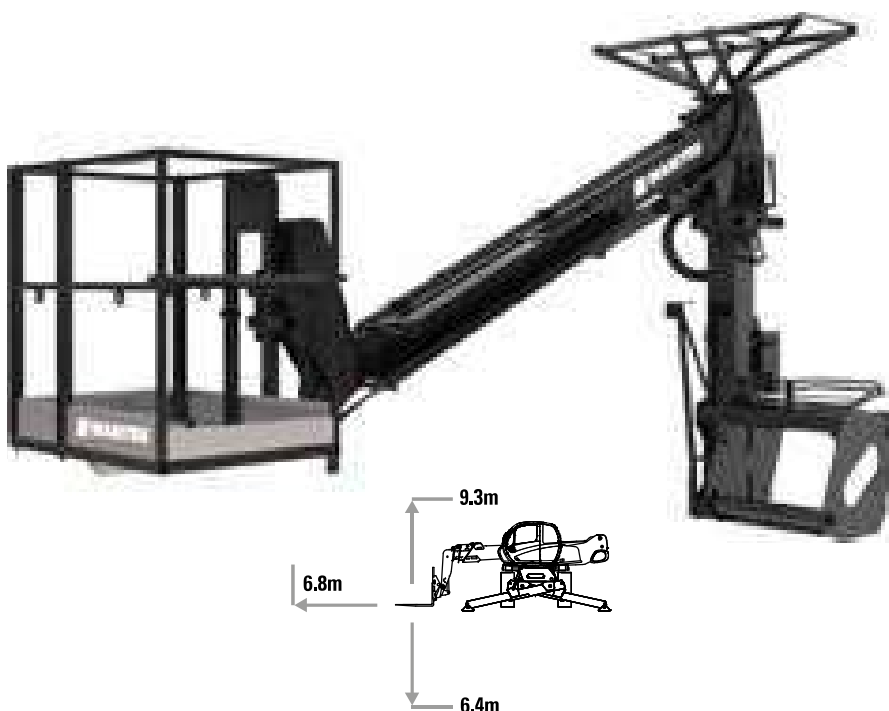
Machine compatibility

E-RECO	921292	53027148
MRT Easy	x	
MRT Privilege +	x	
MRT 2470		x
MRT 3050		x
MRT 3255	x	

MANDATORY MACHINE EQUIPMENT:  + 



AERIAL JIB 2



- Maximum safety in people lifting.
- Positive and negative work area, 344° boom rotation.
- Basket mounted on a telescopic boom.
- Legally approved for 2 people
(platform capacity includes 2 people).

*Assembly kit required:
- MRT Easy, MRT-X Easy: ref. 52628296
- MRT 2150/2550 St4: ref. 53017344
- MRT 2470 & 3050: ref. 52581291
- MRT 3255: ref. 53020179

	Aerial Jib 2
Platform capacity (including people) (kg)	200
Working width (m)	1.2
Slewing	344°
Number of people (legally approved)	2
Weight (kg)	1200

Machine compatibility

E-RECO	921293*	73027154
MRT Easy	x	
MRT Privilege +	x	
MRT 2470		x
MRT 3050		x
MRT 3255	x	

MANDATORY MACHINE EQUIPMENT: +



SYSTEM 3D



- Maximum safety in people lifting.
- Positive and negative work area, 170°/170° boom rotation.
- Telescopic vertical arm + negative working area allowing under-bridge operations.
- Legally approved for 2 people. (platform capacity includes 2 people).






Pendular platform allows work under-bridges



Safety: Boom position sensor, locking pin presence sensor



Anti-slip metal floor

* Reach reduced from 8365mm to 7625mm

** Can be transported using a manual winch to lift the basket in horizontal position- from April 2019 production- can be retro-fitted

	System 3D	Assembly kit					Transport kit
Platform capacity (including people) (kg)	200						
Working width (m)	1.1						
Slewing	340°						
Number of people (legally approved)	2						
Weight (kg)	1100						

Machine compatibility

E-RECO	921311	921312	53027160	739475	53021845	743121	52602163	935116	53016823
MRT 1440 Easy	x			x					
MRT 1640		x		x					
MRT 1840 Easy	x			x					
MRT 2145 Easy	x			x					
MRT 2545 Easy	x			x					
MRT 2150 Privilege +		x			x				
MRT 2550 Privilege +		x**				x			
MRT 2470			x**				x		
MRT 3050			x**				x		
MRT 3255		x**						x	x

MANDATORY MACHINE EQUIPMENT:  + 



E-Reco, an attachment recognition system for greater simplicity











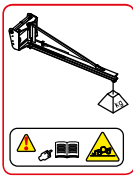

Manitou is offering, as standard, the attachment-recognition system on its new-generation of rotary telescopic trucks MRT EASY and MRT PRIVILEGE +.

The system uses RFID radio-identification technology, very widely used in industry and retail.

This autonomous technique can remotely recover and record data. The machine detects the attachment at the head of the boom, analyses its data and directly proposes the corresponding working configuration (working envelope + movement speed + safety).

This technology provides the load chart in real time, taking into account the rotation angle of the turret and the position of the machine's stabilisers and in accordance with the mobile crane standard.

TABLE SYMBOL

	No predisposition required
	Hydraulic line
	Return piping to hydraulic oil tank
	Electric predisposition
	Platform predisposition
	Tyre handler, cylinder handler predisposition
	Please contact your Manitou subsidiary (special solution request required)
	Round bale
	Square bale
	Wrapped bale
	Suspended load : read user manual
	Machine equipped with attachment recognition system



Agriculture



Construction



Industry